




# Instructions Cryptshare

Sending and receiving files to/from AFM using Cryptshare. Cryptshare enables users to exchange large files of up to 20GB. All transfers are strongly encrypted and are made even more secure with authentication using a password. It is fast, easy and safe.



Manual | 2023



# Sending files


1. Go to <https://filetransfer.afm.nl>

Click on Provide. Enter your contact details in the fields provided. Click on Next.



## 2. Verification code

Type in the verification code that was sent to you via email. Click on Verify.



### 3. Preparing for sending

In the Input field for recipient addresses type in the email address for the recipient. Click on Next. Select the file you want to send by clicking on Add files. Click on Next.

The image displays two sequential screenshots of the AFM Cryptshare web interface. The first screenshot, titled 'Your contact details', shows a 'Send as' field with the email address 'Test (chung.wong@afm.nl)'. Below it is the 'Recipients' section, which includes a 'To' field and 'Cc' and 'Bcc' buttons. The second screenshot, titled 'Add Files', shows a 'Drag & Drop' area with a 'Browse' button. Both screenshots feature 'Back' and 'Next' navigation buttons at the bottom. The footer of both screenshots includes the Cryptshare logo and the text: '5.7.0.11474 licenced for Autoriteit Financiële Markten 2023 Pointsharp GmbH'.

### 4. Transfer Options

Send the password with a separate mail to the recipient. Click on Next.

The image shows the 'Transfer Options' screen in the AFM Cryptshare interface. It features several sections: 'Expiration Date' with a date field set to '06/30/2023', 'Recipient language' with a dropdown menu set to 'English', 'Notification Options' with two checked checkboxes ('Send me a notification email about this upload' and 'Inform me as soon as a file has been retrieved'), and 'Security Settings' with a password field containing 'b5=-;#HK3:1DIN;u'. The screen includes 'Back' and 'Next' navigation buttons at the bottom. The footer contains the Cryptshare logo and the text: '5.7.0.11474 licenced for Autoriteit Financiële Markten 2023 Pointsharp GmbH'.

## 5. Start transfer

Click on Start Transfer.

The screenshot shows the AFM Recipient Notification interface. At the top, there is a dark header with a hamburger menu icon. Below the header is the AFM logo. The main content area is titled "Recipient Notification" and contains a "Subject" field with the text "Files (1) from Test". Below the subject is a "Message" section with a rich text editor toolbar. The message text reads: "Dear Sir or Madam, Confidential data has been sent to you by Test. You can download the data until 30, Jun 2023. After the expiration date has exceeded the data will be deleted automatically from the server. The transfer is secured by encryption." At the bottom of the notification area, there are two orange buttons: "Back" and "Start Transfer".



5.7.0.11474 licenced for Autoriteit Financiële Markten  
2023 Pointsharp GmbH

## 6. Transfer finished

The screenshot shows the AFM Transfer finished interface. At the top, there is a dark header with a hamburger menu icon. Below the header is the AFM logo. The main content area is titled "Successfully finished" and features a large green checkmark. Below the checkmark, the text reads: "The transfer is ready for retrieval and all recipients have been notified." Below this text is a "Details" button with a downward arrow. At the bottom of the notification area, there are two orange buttons: "Revoke" and "Begin New Transfer".



5.7.0.11474 licenced for Autoriteit Financiële Markten  
2023 Pointsharp GmbH

# Download transfer

## 1. Open email

The file recipient will receive an email - like the one shown below - to inform that a file has been provided through Cryptshare. Click on Download Files.

**Cryptshare**  
Tracking ID: 20230602-114724-2K6r6Sxa

Sender name: Test  
Phone: 0201234567  
Email: chung.wong@afm.nl

**Download Files**  
Available until 30, Jun 2023

**Reply**  
with Cryptshare

Password: Please contact the sender.

Dear Sir or Madam,

Confidential data has been sent to you by Test. You can download the data until **30, Jun 2023**. After the expiration date has exceeded the data will be deleted automatically from the server.

The transfer is secured by encryption.

**Transfer Details**

To: chung.wong@afm.nl

Download link: <https://filetransfer.afm.nl/download?id=7ljn1ycYcC>

For further information please follow this link: [Cryptshare Documentation](#)

This message has been generated automatically.

## 2. Type password

Enter password and click on Next.

**AFM**

**Receive Transfer - Password**

Please enter the password that the sender has provided for this transfer.

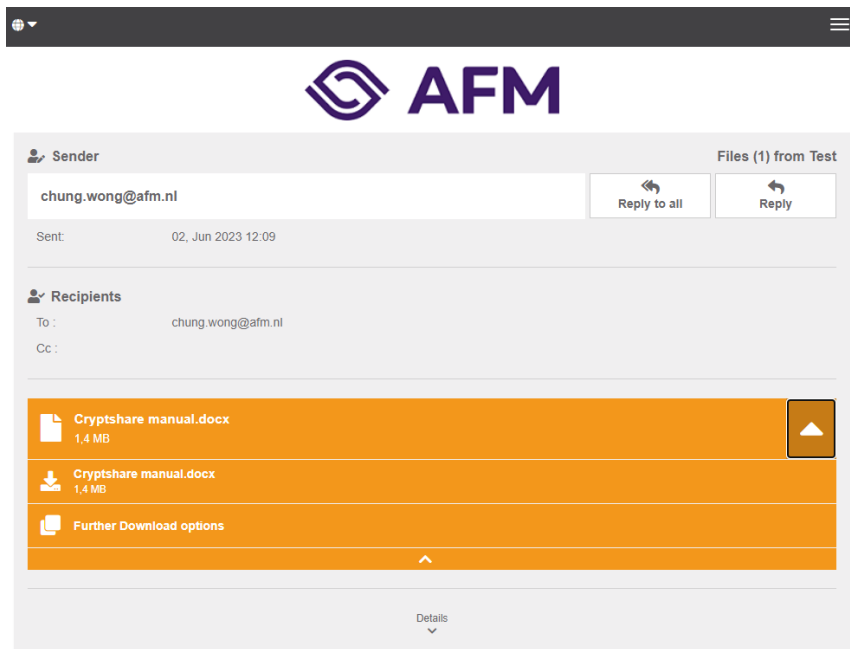
Password

**Next >**

**Cryptshare**  
5.7.0.11474 licenced for Autoriteit Financiële Markten  
2023 Pointsharp GmbH

### 3. Download file

Click on Download files. Click on Finish after saving the downloaded files.



5.7.0.11474 licenced for Autoriteit Financiële Markten  
2023 Pointsharp GmbH

Note: In case of a problem please contact the sender. The sender's contact details are in the email.