

A P O L L O

A L T E R N A T I V E A S S E T S

AP ALTERNATIVE ASSETS, L.P. **Financial Report**

*As of March 31, 2012 and December 31, 2011,
and for the three months ended March 31, 2012 and 2011*

Table of Contents

	PAGE
Certain Information.....	3
About AP Alternative Assets.....	5
Management’s Discussion and Analysis of Financial Condition and Results of Operations:	
Introduction.....	12
Forward-Looking Statements.....	14
Business Description	15
Overview and Outlook	16
Portfolio and Investment Activity	18
Results of Operations	28
Liquidity and Capital Resources	31
Risk Factors.....	40
Critical Accounting Policies	47
Recent Accounting and Reporting Developments.....	50
Financial Statements of AP Alternative Assets, L.P.	F-1
Financial Statements of AAA Investments, L.P.	F-21

Certain Information

Statement of Responsibility

The portions of this financial report that relate to AP Alternative Assets, L.P. (“AP Alternative Assets” or “AAA”), including the financial statements and other financial information of AP Alternative Assets contained herein, are the responsibility of and have been approved by AAA Guernsey Limited as the Managing General Partner of AP Alternative Assets. AAA Guernsey Limited is responsible for preparing such portions of this financial report to give a true and fair view of the state of affairs of AP Alternative Assets at the end of the fiscal period and of the profit or loss for such period as well as for preparing such financial statements in accordance with applicable Guernsey law, applicable Dutch law, and accounting principles generally accepted in the United States of America (“U.S. GAAP”). In accordance with their responsibilities, AAA Guernsey Limited has prepared the financial statements of AP Alternative Assets contained herein to give a true and fair view of the state of affairs of AP Alternative Assets at the end of the fiscal period and has prepared such financial statements in accordance with U.S. GAAP, and the board of directors of AAA Guernsey Limited has approved the financial statements.

The portions of this financial report that relate to AAA Investments, L.P. (“Investment Partnership”), including the financial statements and other financial information of AAA Investments, L.P., contained herein, are the responsibility of and have been approved by AAA MIP Limited, as the General Partner of AAA Associates, L.P., which serves as the general partner of AAA Investments, L.P. AAA MIP Limited is responsible for preparing such portions of this financial report to give a true and fair view of the state of affairs of AAA Investments, L.P., at the end of the fiscal period and of the profit or loss for such period as well as for preparing such financial statements in accordance with applicable Guernsey law and U.S. GAAP.

In preparing their financial reports, both AAA Guernsey Limited and AAA MIP Limited are required to (i) select suitable accounting policies and apply them consistently; (ii) make judgments and estimates that are reasonable and prudent; (iii) state whether applicable accounting standards have been followed, subject to any material departures disclosed and explained in the Accounts; and (iv) prepare the financial statements on a going-concern basis, unless it is inappropriate to presume that AP Alternative Assets and the Investment Partnership will continue in business. The directors are responsible for keeping proper records which disclose with reasonable accuracy at any time the financial position of the Partnerships and to enable them to ensure that the financial statements comply with applicable Guernsey law and U.S. GAAP. They are also responsible for safeguarding the assets of the Partnerships and hence for taking reasonable steps for the prevention and detection of fraud and other irregularities.

Certain Information

Directors and Advisors

The board of directors of AAA Guernsey Limited currently consists of Leon Black, Marc Rowan, Marc Spilker, Beno Suchodolski, Louise Blouin, Paul Guilbert and Rupert Dorey. The address of each of these individuals is c/o AAA Guernsey Limited, Trafalgar Court, Les Banques, St. Peter Port, Guernsey, Channel Islands, GY1 3QL.

The board of directors of AAA MIP Limited currently consists of Leon Black, Marc Rowan and Marc Spilker. The address of each of these individuals is c/o AAA MIP Limited, Trafalgar Court, Les Banques, St. Peter Port, Guernsey, Channel Islands, GY1 3QL.

On March 15, 2012, Henry Silverman resigned from the board of directors of AAA Guernsey Limited and AAA MIP Limited. As a result of Mr. Silverman's resignation, Marc Spilker, President of Apollo Global Management, LLC, has joined the board of directors of AAA Guernsey Limited and AAA MIP Limited.

Northern Trust International Fund Administration Services (Guernsey) Limited has been retained to serve as the Guernsey administrator for each of AP Alternative Assets and AAA Investments, L.P. The address of Northern Trust International Fund Administration Services (Guernsey) Limited is Trafalgar Court, Les Banques, St. Peter Port, Guernsey, Channel Islands, GY1 3QL.

Deloitte LLP has been retained to serve as the independent auditor of each of AP Alternative Assets and the Investment Partnership. The address of Deloitte LLP in Guernsey is Regency Court, Glatigny Esplanade, St. Peter Port, Guernsey, Channel Islands, GY1 3HW.

Apollo Alternative Assets, L.P. provides investment management, operational and financial services to AP Alternative Assets and the Investment Partnership under a services agreement. The address of Apollo Alternative Assets, L.P. is Walker House, P.O. Box 908GT, Mary Street, George Town, Grand Cayman, Cayman Islands.

The website address for AP Alternative Assets is www.apolloalternativeassets.com.

About AP Alternative Assets

Overview

We commenced operations on June 15, 2006, and are a closed-end limited partnership established by Apollo under the laws of Guernsey. AP Alternative Assets is managed by Apollo Alternative Assets, L.P. ("Apollo Alternative Assets") and invests in private equity, capital markets and opportunistic investments sponsored by Apollo Global Management, LLC and its subsidiaries (collectively "Apollo"). Apollo Alternative Assets implements our investment policies and procedures and carries out the day-to-day management and operations of our business pursuant to a services agreement. Apollo is a leading global alternative investment manager with over 21 years of experience investing across the capital structure of leveraged companies.

We invest substantially all of our capital in Apollo-sponsored entities, funds and private equity transactions. As of March 31, 2012, our portfolio consisted of: (1) private equity co-investments in Apollo Investment Fund VI, L.P., together with its parallel investment vehicles, ("Apollo Investment Fund VI") and Apollo Investment Fund VII, L.P., together with its parallel investment vehicles, ("Apollo Investment Fund VII") portfolio companies (either held directly or through its ownership in certain other entities); (2) investments in Apollo Strategic Value Offshore Fund, Ltd. ("Apollo Strategic Value Fund"), an Apollo-sponsored fund focused on value-driven, distressed and special opportunity investments; (3) investments in Apollo Asia Opportunity Offshore Fund, Ltd., ("Apollo Asia Opportunity Fund"), an Apollo-sponsored fund focused on debt and equity investment opportunities in the public and private markets in Asia; (4) investments in AP Investment Europe Limited ("Apollo Investment Europe"), an Apollo-sponsored European performing debt and mezzanine investment fund; (5) investments in Apollo European Principal Finance Fund, L.P. ("Apollo European Principal Finance Fund"), an Apollo-sponsored vehicle focused on opportunities in the non-performing loans sector in Europe; (6) opportunistic investments which are comprised of investments in Apollo Life Re Ltd. and GA Data Holdings Ltd. Apollo Life Re Ltd. is an Apollo-sponsored vehicle that owns the majority of the equity of Athene Holding Ltd. ("Athene"), the parent of Athene Life Re Ltd., a Bermuda-based reinsurance company focused on the life reinsurance sector, Athene Annuity & Life Assurance Company (formerly Liberty Life Insurance Company), a recently acquired Delaware-domiciled (formerly South Carolina domiciled) stock life insurance company focused on retail sales and reinsurance in the retirement services market, Investor Insurance Corporation, a recently acquired Delaware-domiciled stock life insurance company focused on the retirement services market and Athene Life Insurance Company, a recently organized Indiana-domiciled stock life insurance company focused on the institutional guaranteed investment contract ("GIC") backed note and funding agreement markets. GA Data Holdings Ltd. is a real estate joint venture established to acquire and redevelop a data center located in the United Kingdom; and (7) temporary investments.

The net asset value of AP Alternative Assets as of March 31, 2012, was approximately \$1,580.2 million.

About AP Alternative Assets

Competitive Strengths

We believe our competitive strengths include:

- the strong long-term track record of Apollo in targeted investment classes
- our diversified exposure to the investment strategies managed by Apollo
- the active involvement of Apollo's experienced and cohesive investment team in our investments
- our ability to benefit from Apollo's integrated and collaborative investment platform and flexible approach towards investing across market cycles

About Apollo

Founded in 1990, Apollo is a leading global alternative investment manager with a track record of successful private equity, credit-oriented capital markets and real estate investing. Apollo is led by its managing partners Leon Black, Joshua Harris and Marc Rowan. At March 31, 2012, Apollo had a team of 553 employees. Apollo has offices in New York, Los Angeles, Houston, London, Singapore, Frankfurt, Luxembourg, Hong Kong and Mumbai.

The private equity business is a key component of Apollo's investment activities. We believe Apollo has demonstrated the ability to adapt quickly to changing market environments and capitalize on market dislocations through its traditional and distressed investment approach. In prior periods of strained financial liquidity and economic recession, Apollo has made attractive private equity investments by buying the distressed debt of quality businesses, converting that debt to equity, creating value through active management and ultimately monetizing the investment. Apollo's combination of traditional buyout investing with a "distressed option" has been successful throughout prior economic cycles and has allowed its funds to achieve attractive long-term rates of return in different economic and market environments.

Apollo's investment approach is value-oriented and often contrarian in nature. The firm focuses on nine core industries through which it has considerable knowledge while emphasizing downside protection and the preservation of capital. Apollo has successfully applied this investment philosophy in flexible and creative ways over its 21-year history, allowing it to find attractive investment opportunities, deploy capital across the balance sheet of industry leading, or "franchise," businesses and create value throughout economic cycles.

Apollo's credit oriented capital markets operations commenced in 1990 as a complement to its private equity investment activity. Apollo currently manages a number of credit oriented capital markets funds, including mezzanine funds, senior credit funds, distressed and hedge funds. We may invest in, or alongside of, these capital markets vehicles which take advantage of the same disciplined, value-oriented investment philosophy employed with respect to Apollo's private equity investment activities. Our current capital markets fund investments include: Apollo

About AP Alternative Assets

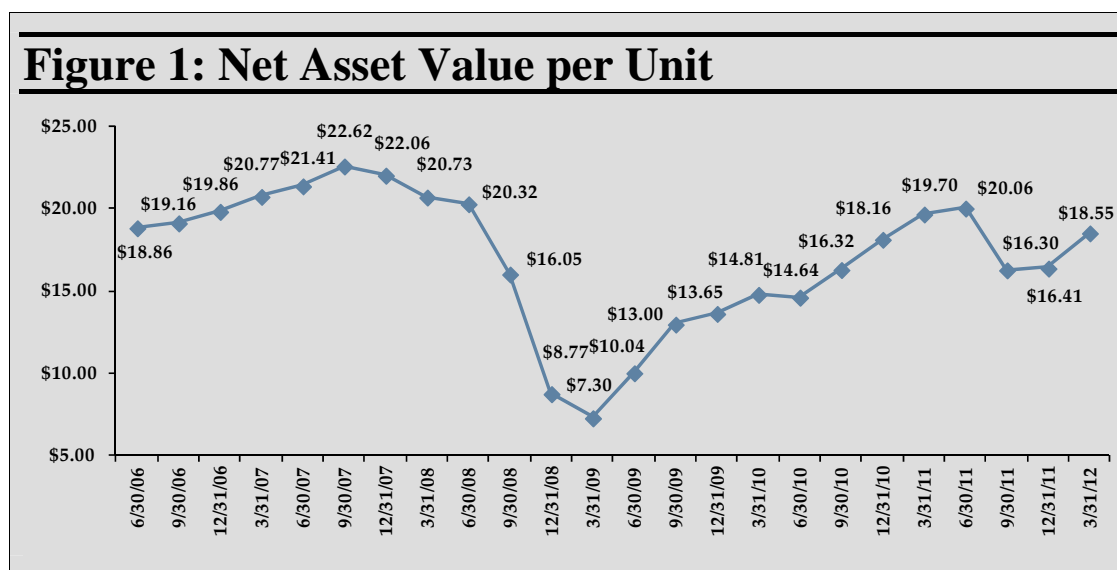
Strategic Value Fund, Apollo Asia Opportunity Fund, Apollo Investment Europe, and Apollo European Principal Finance Fund.

Apollo's investment professionals frequently collaborate and share information across disciplines including market insight, management, banking and consultant contacts as well as potential investment opportunities, which Apollo believes enables it to more successfully invest across a company's capital structure.

AP Alternative Assets has one investment comprised of the entire limited partnership interest in AAA Investments, L.P.

Overview of Investment Results

As of March 31, 2012, the net asset value of AP Alternative Assets was approximately \$1,580.2 million, or \$18.55 per common unit. This reflects a net increase in net assets after contributions and distributions of approximately \$100.6 million, or \$2.14 per common unit during the quarter ended March 31, 2012.



Overview of Investment Portfolio

The following portfolio allocation includes the fair value of the Investment Partnership's investment portfolio as of March 31, 2012, but excludes temporary investments. The sector and

About AP Alternative Assets

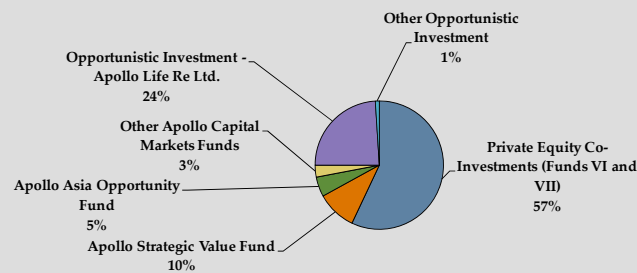
geographic allocations reflect investments made as of March 31, 2012 and include the Investment Partnership's proportional share of exposure in the respective Apollo capital markets funds.

Figure 2: Portfolio Allocation

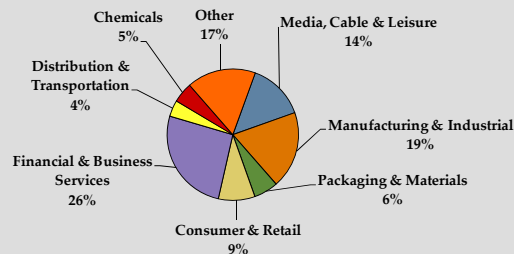
(Figures in thousands)

Private Equity Co-Investments (Funds VI and VII)	\$	1,024,968
Apollo Strategic Value Fund		176,768
Apollo Asia Opportunity Fund		84,196
Other Apollo Capital Markets Funds		63,823
Opportunistic Investment - Apollo Life Re Ltd.		431,600
Other Opportunistic Investment		14,108
Total	\$	1,795,463

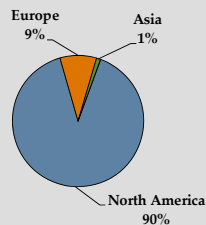
Portfolio Allocation



Sector Allocation



Geographic Allocation



About AP Alternative Assets






Figure 3: Investments as of March 31, 2012

Private Equity Co-Investments		
Company	Industry	Description
	Packaging & materials	Berry is one of the world's leading manufacturer and marketers of plastic packaging products, plastic film products, specialty adhesives and coated products. Berry's portfolio of products include containers, drink cups, bottles, closures, trash bags, plastic sheeting and tapes, among others. Berry sells its products to over 13,000 customers in a variety of attractive and stable end markets. Berry operates more than 85 strategically located manufacturing facilities globally.
	Media, cable & leisure	Caesars Entertainment (previously Harrah's Entertainment Inc.) (Nasdaq: CZR) is one of the premier gaming and lodging companies in the world. The company owns, operates or manages 52 casinos in 12 U.S. states and in seven countries. Caesars operates the industry's largest and most widely recognized customer recognition and loyalty program, called Total Rewards®, which has over 40 million members worldwide. The company also owns and operates the World Series of Poker tournament and brand.
	Distribution & transportation	Formerly TNT Group's logistics division, CEVA became the fourth largest global logistics service provider in the world, measured by revenues, following its acquisition of EGL, Inc., a leading global transportation, supply chain management and freight forwarding business. The company designs, implements, and operates complete supply chain solutions for multinational and large and medium sized companies on a national, regional and global level.
	Media, cable & leisure	Charter Communications, Inc. is a Fortune 500 company and the fourth-largest cable operator in the United States. Charter provides advanced video, high-speed Internet, and telephone services to approximately 5 million customers in 25 states.
	Consumer & retail	Claire's Stores, Inc. is one of the world's leading specialty retailers of fashionable accessories and jewelry at affordable prices for young women, teens, tweens and girls through its two store concepts: Claire's and Icing. While the latter operates only in North America, Claire's operates worldwide. As of January 28, 2012, Claire's operated 3,071 stores in North America and Europe. Claire's also operates 381 stores in the Middle East, Turkey, Russia, Mexico, Greece, Malta, Guatemala, Ukraine, India and Japan through franchising and licensing arrangements.
	Financial & business services	Countrywide is the leading estate agency-based property service provider in the United Kingdom, measured by both revenue and transaction volumes. The company operates in five complementary businesses: estate agency, lettings, financial services, surveying and valuation, and conveyancing. The company's broad branch network is based on a number of well-known local brands such as Bairstow Eves and John D Wood & Co.
Debt Investment Vehicles	Other	Invests in debt and other securities, including equity securities obtained as a result of distressed for control opportunities, of a number of companies to take advantage of volatility in the credit markets. Included in Debt Investment Vehicles are investments in Apollo Fund VI BC, L.P., which includes an equity investment in Gala Coral Group, Apollo ALS Holdings, L.P., which includes an equity investment in Aleris International Inc., Autumnleaf, L.P., LeverageSource, L.P., which includes an equity investment in LyondellBasell Industries BV, Lily, L.P. and RCIV Holdings, L.P.
	Manufacturing & industrial	A leading global producer of premium branded home water comfort and therapy products. Jacuzzi's products include whirlpool baths, spas, luxury shower systems, stainless steel and composite sinks and other bathroom products that are primarily sold under the Jacuzzi, Sundance Spas and Astracast brands. The company has leading market positions in the United States, United Kingdom, continental Europe and South America.
	Chemicals	Momentive Performance Materials Holdings LLC is one of the world's largest manufacturers of specialty chemicals and materials with leadership in the production of thermosetting resins, or thermosets, silicones and silicone derivatives. Its specialty chemicals and materials comprise a broad range of compounds and formulations and are marketed in more than 100 countries to a diversified group of leading consumer and industrial customers. Momentive's specialty chemicals and materials are critical components of products that serve a diverse range of industries, end-users, and geographies and provide valuable performance characteristics of strength, adhesion, durability and resistance. Globally, Momentive's manufacturing footprint consists of 93 active production sites with a strong presence in both developed economies and higher-growth, emerging regions, including Asia and Latin America.
	Media, cable & leisure	A leading contemporary cruise line operating 11 ships on itineraries including the Caribbean, Alaska, Europe, Hawaii, South America, Bermuda and Mexico. NCL offers a unique Freestyle Cruising product, with a fleet of purpose-built ships that differentiates the company from its peers.

About AP Alternative Assets

Private Equity Co-Investments		
Company	Industry	Description
	Packaging & materials	Noranda Aluminum (NYSE: NOR) is a leading integrated producer of value-added primary aluminum products as well as high quality rolled aluminum coils. Noranda is comprised of two businesses: i) Upstream Business, which accounts for approximately 13% of total U.S. primary aluminum production; and ii) Downstream Business, one of the largest, lowest-cost aluminum foil producers in North America and comprised of four rolling mill facilities.
	Media, cable & leisure	A leading upscale cruise company operating through its two distinctive brands, Oceania Cruises and Regent Seven Seas Cruises. Oceania focuses on the destination-oriented, upper premium cruise market with its four mid-sized vessels offering itineraries in the Mediterranean, Far East, South America, Caribbean, Australia and New Zealand. Regent is a leading ultra-luxury cruise line with three ships totaling 1,890 berths. Regent was named "World's Best Large Ship Cruise Line" by Condé Nast Traveler Reader's Choice Awards for 2010 and has been ranked "Best Value, Ultra-Deluxe Six+ Star Category" by Ocean & Cruise News from 1992 to 2010.
	Financial & business services	Leading provider of residential real estate and relocation services in the world. Through its portfolio of leading brands (Coldwell Banker, Century 21, Sotheby's, ERA, Corcoran, Better Homes & Gardens and Coldwell Banker Commercial), Realogy has the number one market position, more than twice as large as its nearest competitor. Realogy participates in approximately one in every four United States home sales made through a broker.
	Manufacturing & industrial	Rexnord Corporation (NYSE: RXN) is a leading diversified, multi-platform industrial company primarily focused on the process and motion control and water management sectors. With the acquisition of Jacuzzi's water management business ("Zurn") in February 2007, Rexnord became a leader in the multi-billion dollar non-residential construction and replacement market for plumbing fixtures and fittings.
	Other	SkyLink is a global leader in the rapid deployment of international humanitarian aid, including food, medicine and equipment, during major disasters and in difficult areas not typically serviced by traditional logistics providers. SkyLink specializes in project management, air charters, aviation support, aircraft maintenance, air courier, executive air charters as well as flight planning and clearance services. The Company has played a critical role in providing relief and services to people and areas in need including Africa, the Middle East, South America, Eastern Europe and the Caribbean.
	Consumer & retail	A leading operator of non-membership based warehouse stores and wholesale cash and carry stores offering household and business customers high-quality food products and related foodservice supplies, including professional quality culinary equipment. Smart & Final operates 234 stores primarily in California and the Pacific Northwest, including 182 stores operated under the "Smart & Final" banner and 52 cash and carry stores operated under the "Smart Foodservice Cash & Carry" banner.
	Consumer & retail	Sprouts is a leading specialty food retailer offering an extensive mix of natural / organic and healthy living products with a strong emphasis on value, especially in produce. In addition, Sprouts' other signature departments include vitamins / natural healthcare, bulk foods, and a wide selection of hormone-free, gluten-free and other natural / organic health food grocery products. Sprouts operates 103 stores in Arizona, California, Colorado and Texas.
	Packaging & materials	Verso Paper Corp (NYSE: VRS) is a leading North American supplier of coated papers to catalog and magazine publishers. Coated paper is used primarily in media and marketing applications, including catalogs, magazines and commercial printing applications. Verso has a leading North American market share in coated groundwood paper, which is primarily used for catalogs and magazines and is a low cost producer of coated freesheet paper, which is used in commercial print applications.

About AP Alternative Assets

Apollo Capital Markets Funds		
Company	Industry	Description
	Affiliated Fund	The Apollo Strategic Value Fund primarily invests in the securities of leveraged companies in North America and Europe through three core strategies: distressed investments, value-driven investments and special opportunities. This flexible investment strategy is intended to enable the Apollo Strategic Value Fund to capture investment opportunities as they arise across the capital structure of a company through the purchase or sale of senior secured bank debt, second lien debt, high yield debt, trade claims, credit derivatives, preferred stock and equity. The Apollo Strategic Value Fund primarily focuses on companies before, during and after a distressed cycle and other undervalued securities with near-term catalysts for value.
	Affiliated Fund	Apollo Asia Opportunity Fund primarily invests in the securities of public and private companies in Asia, excluding Japan, in need of capital for special situations such as acquisitions, refinancing, monetization of assets and distressed financings. Apollo Asia Opportunity Fund focuses on two core strategies, event driven investments and strategic opportunity investments.
	Affiliated Fund	Apollo Investment Europe has investments in mezzanine, debt and equity investments of both public and private companies primarily located in Europe. Apollo Investment Europe is a Euro denominated fund so the Investment Partnership is subject to foreign exchange risk on its investment.
	Affiliated Fund	Apollo European Principal Finance Fund invests primarily in European non-performing loans, or NPLs. Apollo European Principal Finance Fund seeks to capitalize on the inefficiencies of financial institutions in managing and restructuring their non-performing loans in several European countries. Apollo European Principal Finance Fund is a Euro denominated fund, so the Investment Partnership is subject to foreign exchange risk on its investment.
Opportunistic Investments		
	Financial & Business Services	Apollo Life Re Ltd. is an Apollo-sponsored vehicle that owns the majority of the equity of Athene Holding Ltd., the parent of Athene Life Re Ltd., a Bermuda-based reinsurance company focused on the life reinsurance sector, Athene Annuity & Life Assurance Company (formerly Liberty Life Insurance Company), a recently acquired Delaware-domiciled (formerly South Carolina domiciled) stock life insurance company focused on retail sales and reinsurance in the retirement services market, Investor Insurance Corporation, a recently acquired Delaware-domiciled stock life insurance company focused on the retirement services market and Athene Life Insurance Company, a recently organized Indiana-domiciled stock life insurance company focused on the institutional guaranteed investment contract ("GIC") backed note and funding agreement markets.
GA Data Holdings Ltd.	Other	GA Data Holdings Ltd. is a real estate joint venture established to acquire and redevelop a data center located in the United Kingdom.

Management's Discussion and Analysis of Financial Condition and Results of Operations

Introduction

The following discussion contains forward-looking statements that involve numerous risks and uncertainties. Our actual results could differ materially from those discussed in the "Forward-Looking Statements" as a result of these risks and uncertainties, including those set forth under "Forward-Looking Statements" and "Risk Factors," below. For a more detailed description of our business and related risks, see our Prospectus which is available on the website (www.apolloalternativeassets.com). The following discussion should also be read in conjunction with our financial statements and related notes and the financial statements and related notes to the financial statements of the Investment Partnership, which are included elsewhere in this report.

We have prepared this report using a number of conventions, which you should consider when reading the information contained herein. Unless the context suggests otherwise, references to:

- "we", "us", "our" and "our partnership" are to AP Alternative Assets, L.P. ("AAA", "AP Alternative Assets" or the "Partnership"), a Guernsey limited partnership;
- our "Managing General Partner" are to AAA Guernsey Limited, a Guernsey limited company, which serves as our general partner;
- the "Investment Partnership" are to AAA Investments, L.P. ("AAA Investments"), a Guernsey limited partnership and its subsidiaries through which our investments are made;
- the "Investment Partnership's General Partner" are to AAA Associates, L.P., a Guernsey limited partnership, which serves as the general partner of the Investment Partnership;
- the "Managing Investment Partner" are to AAA MIP Limited, a Guernsey limited company, which serves as the general partner of the Investment Partnership's General Partner; and
- "Apollo" are, as the context may require, to Apollo Global Management, LLC and its subsidiaries including Apollo Management VI, L.P. (manager to Apollo Investment Fund VI, L.P., together with its parallel investment vehicles, herein referred to as "Apollo Investment Fund VI"), Apollo Management VII, L.P. (manager to Apollo Investment Fund VII, L.P., together with its parallel investment vehicles, herein referred to as "Apollo Investment Fund VII"), Apollo Europe Management, L.P., Apollo SVF Management, L.P., Apollo Asia Management, L.P., Apollo EPF Management, L.P., AGRE Europe Management, LLC and Apollo Alternative Assets, L.P., each of which is a limited partnership formed to act as manager of a particular Apollo fund (and its co-investment entities), Athene Asset Management, LLC (investment manager formed to provide asset management services to Athene Life Re Ltd. and its affiliates, and other third parties) and any other entity formed to act as manager of an Apollo fund, and to any other persons that, directly or indirectly through one or more intermediaries, control, are controlled by or are under common control with Apollo Alternative Assets, L.P. ("Apollo Alternative Assets"), the investment manager

Management's Discussion and Analysis of Financial Condition and Results of Operations

to AAA and to the Investment Partnership, which provides certain investment management, operational and financial services to us and others involved in our investments.

Additionally, unless the context suggests otherwise, we use the term “our investments” to refer both to AP Alternative Assets’ limited partner interest in the Investment Partnership, which is the only investment that we record in our statement of assets and liabilities, and to investments that are made through the Investment Partnership. Although the investments that the Investment Partnership makes with our capital do not appear as investments in the Partnership’s financial statements, AAA is the primary beneficiary of such investments and bears substantially all the risk of loss. We also use the term “our investments” to refer to portfolio investments of the investment funds in which the Investment Partnership invests. While there may be other investors in those portfolio company investments, the Investment Partnership, and therefore the Partnership, is generally entitled to share ratably in the returns generated by such investments and suffer substantially all the risk of loss with respect to such investments.

Our financial statements and the financial statements of the Investment Partnership were prepared in accordance with accounting principles generally accepted in the United States of America (“U.S. GAAP”) and are presented in U.S. dollars. On May 31, 2007, the Netherlands Authority for the Financial Markets (Autoriteit Financiële Markten, “AFM”) sent us a letter in which it approved the preparation of our financial statements in accordance with U.S. GAAP instead of the Dutch financial reporting rules or International Financial Reporting Standards (“IFRS”). Pursuant to article 5:25v of the Dutch Financial Supervision Act (Wet op het Financieel Toezicht, “FSA”), currently no further dispensation is necessary for the preparation of our financial statements in accordance with U.S. GAAP.

We are subject to the ongoing supervision of the Guernsey Financial Services Commission. The Partnership is also registered with the AFM as an investment institution domiciled in a designated state as referred to in Article 2:66(1) of the FSA, on the basis of which the Partnership is exempted from the requirement to obtain a license under the FSA, but is subject to certain ongoing obligations, including reporting obligations.

AAA is regulated by the Authorised Closed-ended Investment Scheme Rules 2008 introduced by the Guernsey Financial Services Commission (“GFSC”) with effect from December 15, 2008 under The Protection of Investors (Bailiwick of Guernsey) Law 1987, as amended (the “New Rules”). Effective October 29, 2008, AAA became regulated under the New Rules and is deemed to be an authorized closed-ended investment scheme under the New Rules.

We utilize an annual reporting schedule comprised of four three-month quarters, with an annual accounting period ending on December 31. Our quarterly periods end on March 31, June 30, September 30 and December 31. The financial results presented herein include activity for the three months ended March 31, 2012 and 2011.

This financial report includes information required in accordance with Article 5:25c in conjunction with 5:25v of the FSA (and the regulations promulgated thereunder) and contains a

Management's Discussion and Analysis of Financial Condition and Results of Operations

discussion on the material events and transactions which relate to the period from January 1, 2012 through May 7, 2012. Other than discussed in this financial report, there have been no other material events or transactions during this period which have impacted the financial position of AP Alternative Assets or its group companies.

Forward-Looking Statements

This report contains certain forward-looking statements. Forward-looking statements speak only as of the date of the document in which they are made and relate to expectations, beliefs, projections (including anticipated economic performance and financial condition), future plans and strategies, anticipated events or trends and similar expressions concerning matters that are not historical facts and are subject to risks and uncertainties including, but not limited to, statements as to:

- our future operating results;
- our business prospects and the prospects of our portfolio companies;
- the impact of investments that we expect to make;
- the dependence of our future success on the general economy and its impact on the industries in which we invest;
- the ability of our portfolio companies to achieve their objectives;
- our expected financings and investments;
- the adequacy of our cash resources and working capital; and
- the timing of cash flows, if any, from the operations of our portfolio companies.

In some cases, you can identify forward-looking statements by terms such as “anticipate”, “believe”, “could”, “estimate”, “expect”, “intend”, “may”, “plan”, “potential”, “should”, “will”, and “would”, or the negative of those terms or other comparable terminology.

The forward-looking statements are based on our beliefs, assumptions and expectations of our future performance, taking into account all information currently available to us. These beliefs, assumptions and expectations are subject to risks and uncertainties and can change as a result of many possible events or factors, not all of which are known to us or are within our control. If a change occurs, our business, financial condition, liquidity and results of operations may vary materially from those expressed in our forward-looking statements. Factors and events that could cause our business, financial condition, liquidity and results of operations to vary materially include, among other things, general economic conditions, securities market conditions, private equity market conditions, the level and volatility of interest rates and equity prices, competitive conditions, liquidity of global markets, international and regional political conditions, regulatory

Management's Discussion and Analysis of Financial Condition and Results of Operations

and legislative developments, monetary and fiscal policy, investor sentiment, availability and cost of capital, technological changes and events, outcome of legal proceedings, changes in currency values, inflation, credit ratings and the size, volume and timing of transactions, as well as other risks described elsewhere in this report and our prospectus.

The foregoing is not a comprehensive list of the risks and uncertainties to which we are subject. Except as required by applicable law, we undertake no obligation to update or revise any forward-looking statements to reflect any change in our expectations, or any changes in events, conditions or circumstances on which the forward-looking statement is based. In light of these risks, uncertainties and assumptions, the events described by our forward-looking statements might not occur. We qualify any and all of our forward-looking statements by these cautionary factors.

Business Description

AP Alternative Assets

The Partnership is a Guernsey limited partnership (managed by Apollo Alternative Assets) whose business consists of one investment comprised of the limited partnership interests in AAA Investments, L.P.

AAA Investments

The Investment Partnership is a Guernsey limited partnership whose business purpose consists of making investments in and co-investments with, Apollo-sponsored private equity funds, capital markets-focused funds or opportunistic investments. The Investment Partnership's General Partner is responsible for managing the business and affairs of the Investment Partnership, and in its sole discretion, may allocate assets and liabilities of the Investment Partnership to the relevant class of interests in accordance with the terms and conditions of the Investment Partnership's limited partnership agreement. The Investment Partnership's General Partner also determines the amount of all distributions, profits and losses relating to each class, as well as corresponding expense allocations to each class.

We, the Managing General Partner, the Investment Partnership, its General Partner and the Managing Investment Partner, have entered into a services agreement with Apollo Alternative Assets pursuant to which Apollo Alternative Assets has agreed to provide each of us with certain investment, financial advisory, operational and other services. Under the services agreement, Apollo Alternative Assets is also responsible for each of our day-to-day operations and is subject at all times to the supervision of our respective governing bodies, including the board of directors of the Managing General Partner and the board of directors of the Managing Investment Partner. The Investment Partnership's limited partnership agreement provides that investments made by

Management's Discussion and Analysis of Financial Condition and Results of Operations

the Investment Partnership must comply with the investment policies and procedures that are established for the Partnership.

We do not consolidate the results of operations, assets, or liabilities of the Investment Partnership in our financial statements. Therefore, operating expenses of the Investment Partnership are recognized only to the extent that they affect the fair value of the limited partner interests in the Investment Partnership. Our operating expenses are limited to the expenses that we directly incur in connection with our direct operations. These expenses consist primarily of our share of the total management fee that is payable under our services agreement, expenses of Apollo Alternative Assets and its affiliates that are attributable to our operations and reimbursable under our services agreement, the directors' fees that our Managing General Partner pays its independent directors, the fees and expenses of our Guernsey administrator, professional fees, interest expense on any borrowings, organization costs and other general and administrative costs.

Operating expenses of the Investment Partnership consist primarily of its share of the management fees that are payable under our services agreement, the expenses of certain Apollo entities that are directly attributed to its operations and reimbursable under our services agreement, certain transaction and other costs incurred when making investments and other professional fees, interest expense on any borrowings, organization costs and administrative costs.

In general, the purchases and sales made by the Investment Partnership of non-cash and non-temporary investments are with related parties and direct expenses for management fees, broken deal costs, allocated overhead costs and incentive fees are paid to related parties.

Overview and Outlook

As of March 31, 2012 and December 31, 2011, the net asset value of AP Alternative Assets was \$1,580.2 million, or \$18.55 per common unit, and \$1,479.5 million, or \$16.41 per common unit, respectively. For the three months ended March 31, 2012 and 2011, the net increase in net assets from operations of AP Alternative Assets was \$153.0 million, or \$1.72 per common unit, and \$139.5 million, or \$1.54 per common unit, respectively.

On February 10, 2012, AAA commenced an offer (the "February Tender Offer") to purchase common units or restricted depositary units (collectively "Units"), at prices ranging from \$9.20 to \$10.70 per Unit. Under the terms of the February Tender Offer, which was oversubscribed, AAA purchased 5.0 million Units at a price per unit of \$10.00. The amount tendered was \$50.0 million, (\$50.3 million inclusive of estimated expenses), and the Units acquired in the February Tender Offer were cancelled.

Management's Discussion and Analysis of Financial Condition and Results of Operations

In 2012, the boards of directors of the Managing General Partner and the Managing Investment Partner authorized the Investment Manager to implement a unit purchase program for AAA to purchase through December 31, 2012, either directly or through one or more of its affiliates, AAA Units. The authority of the Investment Manager is currently limited to a maximum aggregate consideration of \$50.0 million. Such repurchases may take the form of a tender offer, block trades, on-market buyback program, direct off-market trades or other forms of repurchase. On April 20, 2012, AAA announced a tender offer (the "April Tender Offer") to purchase a portion of its outstanding Units for a maximum aggregate cash payment of up to \$50.0 million. The April Tender Offer will be conducted as a modified "Dutch Auction" with investors able to tender their Units at prices ranging from \$9.00 to \$10.50 per unit. Eligible unitholders and restricted depositary unitholders will be able to apply to tender none, any or all of their units. All Units will be repurchased at the same price, which will be the lowest price level at which \$50.0 million of Units can be repurchased ("April Tender Clearing Price"). The tender will be filled in the order of tender elections from the lowest price tendered to the highest, but not to exceed the April Tender Clearing Price. AAA will not acquire Units which have been tendered above the April Tender Clearing Price.

Through March 31, 2012, the Investment Partnership did not hedge its investments denominated in foreign currency, which resulted in net unrealized losses from the foreign currency movements on such investments over the course of the year. Such foreign currency fluctuations are recorded as part of the net change in net unrealized depreciation on such investments in the Investment Partnership's statement of operations. Future changes in exchange rates, if such exposures continue to remain unhedged, may lead to significant fluctuations, both positive and negative, in the value of our foreign denominated investments.

Beginning in July 2007, the financial markets encountered a series of adverse events starting with the sub-prime fall-out which led to a global liquidity and broader economic crisis which resulted in a negative impact on the Investment Partnership's investments. Although the global capital markets have experienced significant improvement from historically low levels, the current environment continues to be characterized by uncertainty and volatility as investors seek further indications regarding the sustainability of the recent market recovery. Following weak performance in 2011, global capital markets have experienced significant improvement. However, the current environment continues to be characterized by uncertainty particularly relating to the economic health of certain parts of Europe. The S&P 500 rose approximately 13% during the first quarter of 2012, while the VIX (a measure of equity market volatility) dropped approximately 34% during the same period. The credit markets in which Apollo is most active generally improved significantly and financing activity increased dramatically from the prior quarter. Longer term, serious financial and liquidity problems remain in Europe and elsewhere in the world. Should the economic outlook worsen, we and the funds we invest in or alongside may experience a tightening of liquidity, and reduced earnings and cash flows. Such market conditions could also have an impact on our ability to liquidate positions in a timely and efficient manner and maintain adequate reserves required under our credit facility. As a result, despite recent improvements in the global capital markets, the sources of liquidity described herein

Management's Discussion and Analysis of Financial Condition and Results of Operations

under "Liquidity and Capital Resources" may not only be more difficult but also impossible to obtain in future market environments.

Portfolio and Investment Activity

Capital is currently deployed in investment opportunities that we believe meet or exceed our risk-reward standards. Consistent with the investment criteria outlined for the Partnership, as of March 31, 2012, the Investment Partnership has invested in the following categories of investments: (1) private equity co-investments alongside Apollo Investment Fund VI and Apollo Investment Fund VII; (2) investments in Apollo Strategic Value Fund; (3) investments in Apollo Asia Opportunity Fund; (4) investments in Other Apollo Capital Markets Funds which includes Apollo Investment Europe and Apollo European Principal Finance Fund and (5) Opportunistic investments including Apollo Life Re Limited and GA Data Holdings Limited.

Management's Discussion and Analysis of Financial Condition and Results of Operations

The accompanying schedule shows the Investment Partnership's investments representing more than 5% of its net asset value as of March 31, 2012 and December 31, 2011.

<i>(dollars in thousands)</i>	Cost	Fair Value	Fair Value as a Percentage of Net Assets
As of March 31, 2012:			
Co-investments in Apollo Investment Fund VI and Apollo Investment Fund VII portfolio companies:			
Rexnord Corporation	\$ 37,461	\$ 164,986	10.3%
LeverageSource, L.P.	139,913	127,691	8.0%
NCL Corporation	98,906	85,800	5.4%
All others ⁽¹⁾	747,328	646,491	40.5%
	<u>1,023,608</u>	<u>1,024,968</u>	<u>64.2%</u>
Apollo Strategic Value Offshore Fund, Ltd. ⁽²⁾	105,889	176,768	11.1%
Apollo Asia Opportunity Offshore Fund, Ltd.	84,811	84,196	5.2%
Other Apollo Capital Markets Funds	227,033	63,823	4.0%
Opportunistic Investment – Apollo Life Re Ltd.	358,241	431,600	27.0%
Other Opportunistic Investment	14,660	14,108	0.9%
	<u></u>	<u></u>	<u></u>
Total Investments	\$ 1,814,242	\$ 1,795,463	112.4%
As of December 31, 2011:			
Co-investments in Apollo Investment Fund VI and Apollo Investment Fund VII portfolio companies:			
Rexnord Corporation	\$ 37,461	\$ 139,100	9.3%
LeverageSource, L.P.	139,913	102,834	6.8%
Momentive Performance Materials Holdings Inc. ⁽³⁾	80,657	85,300	5.7%
All others ⁽¹⁾	768,440	576,511	38.3%
	<u>1,026,471</u>	<u>903,745</u>	<u>60.1%</u>
Apollo Strategic Value Offshore Fund, Ltd. ⁽²⁾	105,889	164,811	11.0%
Apollo Asia Opportunity Offshore Fund, Ltd.	88,166	86,329	5.7%
Other Apollo Capital Markets Funds	244,610	80,630	5.4%
Opportunistic Investment – Apollo Life Re Ltd.	358,241	430,800	28.7%
Other Opportunistic Investment	12,953	12,214	0.8%
	<u></u>	<u></u>	<u></u>
Total Investments	\$ 1,836,330	\$ 1,678,529	111.7%

- (1) The Investment Partnership owns equity, as a private equity co-investment and converted from debt positions, and debt, through its investments in Autumnleaf, L.P. and Apollo Fund VI BC, L.P. in CEVA Logistics. The Investment Partnership's combined share of these debt and equity investments is greater than 5% of the Investment Partnership's net asset value and is valued at \$122.2 million and \$75.2 million at March 31, 2012 and December 31, 2011, respectively.
- (2) Apollo Strategic Value Offshore Fund has an ownership interest in a special purpose vehicle, Apollo VIF/SVF Bradco LLC, which owns interests in Bradco Supply Corporation. The Investment Partnership's share of this investment is greater than 5% of the Investment Partnership's net asset value and is valued at \$94.4 million and \$80.9 million at March 31, 2012 and December 31, 2011, respectively.
- (3) In addition to the Investment Partnership's private equity co-investment in Momentive Performance Materials Holdings Inc. ("Momentive") noted above, the Investment Partnership has an ownership interest in the debt of Momentive. The Investment Partnership's combined share of these debt and equity investments is greater than 5% of the Investment Partnership's net asset value and is valued at \$85.9 million at December 31, 2011.

Management's Discussion and Analysis of Financial Condition and Results of Operations

(1) Private equity co-investments in Apollo Investment Fund VI and Apollo Investment Fund VII portfolio companies:

The Investment Partnership has entered into co-investment agreements which allow it to co-invest alongside Apollo Investment Fund VI and Apollo Investment Fund VII, which are private equity funds sponsored by Apollo.

Apollo Investment Fund VI has \$10.1 billion of committed capital. Under the co-investment agreement with Apollo Investment Fund VI, the Investment Partnership initially agreed to co-invest with the fund in each of its investments in an amount equal to 12.5% of the total amount invested by Apollo Investment Fund VI, subject to certain exceptions pursuant to which the Investment Partnership may be excluded from, or may opt out of, an investment. During a portion of 2008 and 2009, as a result of the unprecedented market volatility and tightening of the credit markets, the Investment Partnership exercised the right to opt out of new co-investments alongside Apollo Investment Fund VI. On December 16, 2009, the co-investment agreement with Apollo Investment Fund VI was amended to provide that no new investments will be made by the Investment Partnership. In addition, the only follow-on investments that will be made are those which are expected to protect the Investment Partnership's interest in its existing portfolio companies, subject to certain exceptions pursuant to which the Investment Partnership may be excluded from, or may opt out of, an investment. Such investments will be made by the Investment Partnership and Apollo Investment Fund VI in the same proportions as the relevant portfolio company is owned by each of them at that time. These proportions reflect the fact that the Investment Partnership's original percentage holding may have been diluted due to its prior exercise of opt-out rights.

Apollo Investment Fund VII has \$14.7 billion of committed capital. Under the co-investment agreement effective December 31, 2007 with Apollo Investment Fund VII, the Investment Partnership has a variable co-investment commitment ranging from 0% to 12.5% of investments committed to by Apollo Investment Fund VII during each calendar year, subject to certain exceptions pursuant to which the Investment Partnership may be excluded from, or may opt out of, an investment. The co-investment percentage is set at the beginning of each calendar year by the Board of Directors of the Managing General Partner. During a portion of 2008 and 2009, as a result of the unprecedented market volatility and tightening of the credit markets, the Investment Partnership exercised the right to opt out of new co-investments alongside Apollo Investment Fund VII. On December 16, 2009, the co-investment agreement with Apollo Investment Fund VII was amended such that any follow-on investments which are expected to protect the Investment Partnership's interest in an existing portfolio company are made by the Investment Partnership and Apollo Investment Fund VII in the same proportions as the relevant portfolio company is owned by each of them at that time. These proportions reflect the fact that the Investment Partnership's original percentage holding may have been diluted due to its prior exercise of opt-out rights and the annual variation in co-investment percentage. Where a follow-on investment is made with Apollo Investment Fund VII for reasons other than to protect the Investment Partnership's interest in an existing portfolio company, it will be made at the co-investment percentage that has been set by the Board of Directors of the Managing General Partner for the

Management's Discussion and Analysis of Financial Condition and Results of Operations

relevant year (or, if lower, at the percentage necessary to ensure the Investment Partnership and Apollo Investment Fund VII continue to hold the relevant portfolio company in the same proportions as it is owned by each of them at that time). Under the agreement with Apollo Investment Fund VII, the Investment Partnership committed to co-invest an amount equal to 5% in 2008 and 0% for all subsequent years, including 2012.

As of March 31, 2012, the Investment Partnership had co-investments in 17 companies and 6 debt investment vehicles.

Figure 4: Private Equity Co-Investments with Fair Value in Excess of 5% of Net Asset Value at March 31, 2012

<i>(in thousands)</i>	Cost	Fair Value
Debt Investment Vehicles ^{1,2}	\$ 201,916	\$ 216,201
Rexnord Corporation	37,461	164,986
NCL Corporation	98,906	85,800
All others	685,325	557,981
Total	\$ 1,023,608	\$ 1,024,968

The Investment Partnership records its investments in private equity co-investments at fair value. At March 31, 2012, the fair value of this overall category of investments approximated \$1,025.0 million, 64.2% of the net asset value of the Investment Partnership, which resulted in net life-to-date unrealized appreciation of \$1.4 million. For the three months ended March 31, 2012, the net change in unrealized appreciation was \$124.1 million. The positive change in net unrealized appreciation for the period is attributable to an increase in the fair value of certain of our portfolio companies, particularly those in the manufacturing and industrial and distribution and transportation segments in addition investments in debt investment vehicles. During the quarter, Caesars Entertainment Corporation and Rexnord Corporation completed initial public offerings. The net increase in fair value of our private equity co-investments is primarily the result of volatility in the global capital markets. The increase for the three months ended March 31, 2012 was also positively impacted by approximately \$2.2 million as a result of foreign currency movements on our foreign currency denominated co-investments.

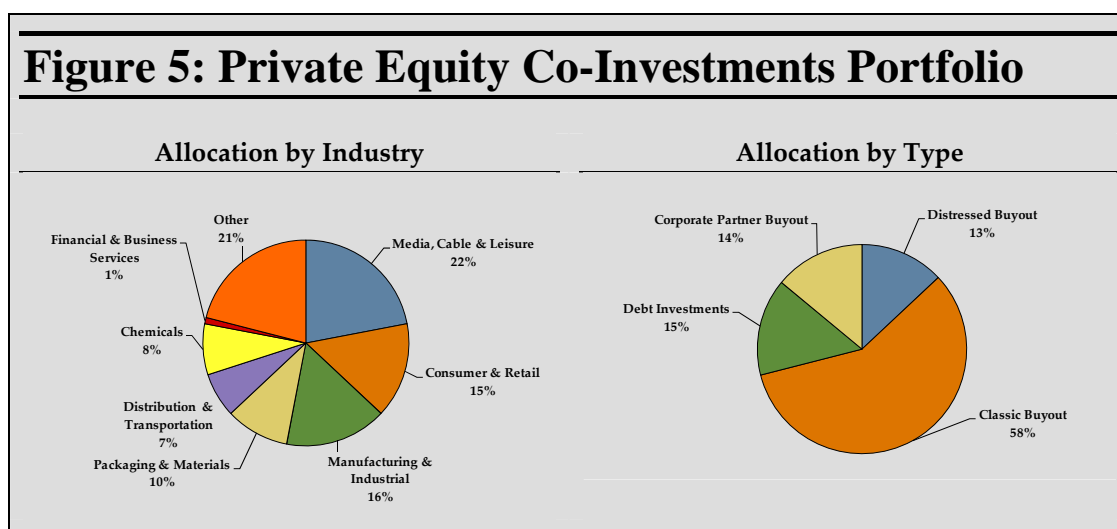
¹ Includes investments in Apollo Fund VI BC, L.P., Apollo ALS Holdings, L.P., Autumnleaf, L.P., Lily, L.P., LeverageSource, L.P. and RCIV Holdings, L.P.

² The Investment Partnership owns equity, as a private equity co-investment and converted from debt positions, and debt, through its investments in Autumnleaf, L.P. and Apollo Fund VI BC, L.P. in CEVA Logistics. The Investment Partnership's combined share of these debt and equity investments is greater than 5% of the Investment Partnership's net asset value and is valued at \$121.3 million and \$75.2 million at March 31, 2012 and December 31, 2011, respectively.

Management's Discussion and Analysis of Financial Condition and Results of Operations

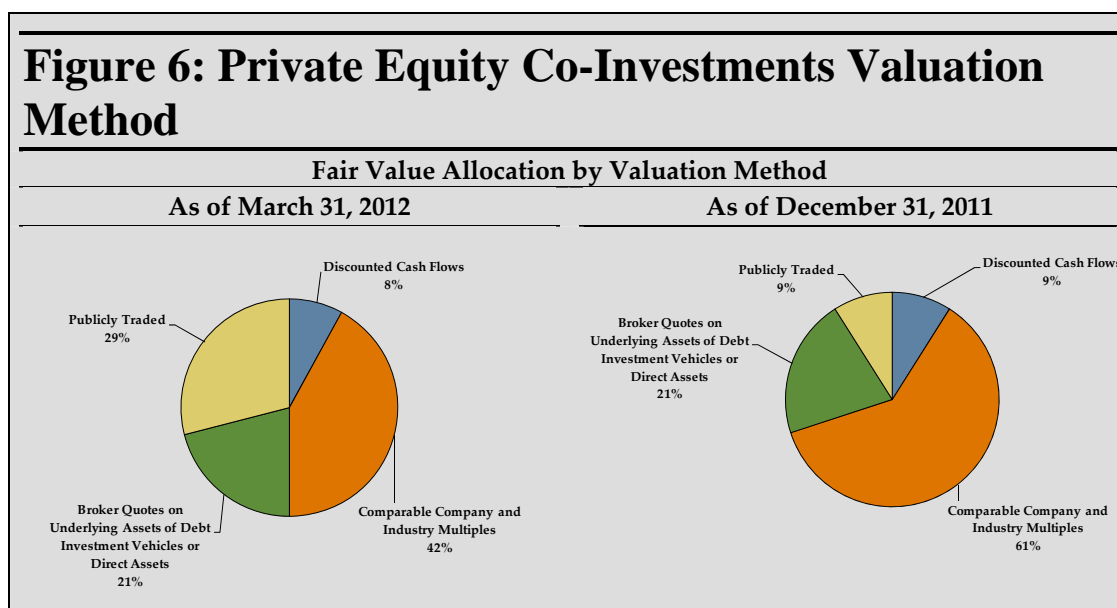
For the three months ended March 31, 2012, the Investment Partnership realized net gains related to its private equity co-investments of \$12.2 million, primarily from the partial sale of shares of Noranda Aluminum.

The following chart details the breakdown of our private equity co-investment portfolio at March 31, 2012:



Note: Information is as of March 31, 2012.

The following chart details the fair value methods used to value the private equity co-investment portfolio at March 31, 2012 and December 31, 2011:



Management's Discussion and Analysis of Financial Condition and Results of Operations

At March 31, 2012, the Investment Partnership's investments in the Debt Investment Vehicles represented 21.1% of its total private equity co-investment portfolio. These investments include credits and equity converted from debt in Apollo Investment Fund VI portfolio companies, distressed credits, equity securities which were obtained as a result of distressed for control opportunities and other credit investments. Distressed credits reflect credits purchased through open market transactions with a view toward distressed for control opportunities. Other credit investments are primarily comprised of privately negotiated credit purchases.

At December 31, 2011, the fair value of this overall category of investments approximated \$903.7 million, 60.1% of the net asset value of the Investment Partnership, which resulted in net life-to-date unrealized depreciation of \$122.7 million. For the three months ended March 31, 2011, the net change in unrealized appreciation was \$95.4 million. The change in net unrealized appreciation is attributable to an increase in the fair value of certain of our portfolio companies, particularly those in the media, cable and leisure, chemicals, packaging and materials and consumer and retail sectors. This increase for the three months ended March 31, 2011 was also positively impacted by approximately \$3.5 million of net unrealized appreciation as a result of foreign currency movements on our foreign currency denominated co-investments.

For the three months ended March 31, 2011, the Investment Partnership realized gains of \$21.3 million related to its private equity co-investments, primarily from the sale of investments within the debt investment vehicles.

(2) Investment in Apollo Capital Markets Funds

In addition to our private equity investments, capital is deployed through investments in Apollo's capital markets-focused funds, including (i) Apollo Strategic Value Offshore Fund, Ltd. ("Apollo Strategic Value Fund"), an Apollo-sponsored fund that primarily invests in the securities of leveraged companies in North America and Europe through distressed investments, value-driven investments and special opportunities, (ii) Apollo Asia Opportunity Offshore Fund, Ltd. ("Apollo Asia Opportunity Fund"), the Apollo-sponsored vehicle focused on value-driven, mezzanine and special opportunity corporate investments in the Asia Pacific region (iii) AP Investment Europe Limited ("Apollo Investment Europe"), an Apollo-sponsored European mezzanine and leveraged debt investment vehicle, and (iv) Apollo European Principal Finance Fund, L.P. ("Apollo European Principal Finance Fund"), an Apollo-sponsored vehicle focused on opportunities in the non-performing loans sector in Europe.

Investment in Apollo Strategic Value Fund:

The Investment Partnership's investment in the Apollo Strategic Value Fund is in liquidating shares issued by the Apollo Strategic Value Fund. The liquidating shares were initially allocated a pro rata portion of each of the Apollo Strategic Value Fund's existing investments and liabilities, and as those investments are sold, the Investment Partnership is allocated the proceeds from such disposition less its proportionate share of any current expenses incurred by the Apollo

Management's Discussion and Analysis of Financial Condition and Results of Operations

Strategic Value Fund. During the three months ended March 31, 2012 and 2011, the Investment Partnership received no proceeds from redemptions from the Apollo Strategic Value Fund.

At March 31, 2012, the fair value of investments in Apollo Strategic Value Fund approximated \$176.8 million, 11.1% of the net asset value of the Investment Partnership, which resulted in a net life-to-date unrealized appreciation of \$70.9 million. For the three months ended March 31, 2012, the change in net unrealized appreciation was \$12.0 million. On a sector level, the primary contributors to performance for the liquidating shares of the Apollo Strategic Value Fund were holdings in the buildings materials and housing sector. This positive performance was partially offset during the year from holdings in the automotive sector.

At December 31, 2011, the fair value of investments in this category approximated \$164.8 million, 11.0% of the net asset value of the Investment Partnership, which resulted in a net life-to-date unrealized appreciation of \$58.9 million. For the three months ended March 31, 2011, the change in net unrealized appreciation was \$8.2 million. Performance for the liquidating shares of the Apollo Strategic Value Fund was net positive for the three months ended March 31, 2011, which reflected improved company fundamentals and the realization of the fund's investment thesis in a select number of holdings. On a sector level, the primary contributors to return were holdings in the building materials and housing, media and communications and auto sectors. Positive performance during the quarter was partially offset by holdings in the transportation and industrial sectors.

As of March 31, 2012, the Apollo Strategic Value Fund had investments spread across a wide spectrum of industries. The Apollo Strategic Value Fund has an ownership interest in a special purpose vehicle, Apollo VIF/SVF Bradco LLC, which owns interests in Bradco Supply Corporation. The Investment Partnership's share of this investment is greater than 5% of the Investment Partnership's net asset value and is valued at \$94.4 million and \$80.9 million at March 31, 2012 and December 31, 2011, respectively.

Investment in Apollo Asia Opportunity Fund:

During the first quarter of 2012, the general partner of Apollo Asia Opportunity Fund determined that it was in the best interests of the investors in the Apollo Asia Opportunity Fund to wind down the fund and begin making distributions to investors shortly after March 31, 2012. As such, shortly after March 31, 2012, the Investment Partnership received \$45.5 million as a result of the wind-down of the Apollo Asia Opportunity Fund. The remainder of the investment in Apollo Asia Opportunity Fund is currently expected to be distributed as the less liquid investments are realized, with the final liquidation expected to occur in 2013, although the actual timing of the realizations may differ substantially from this estimate. A portion of the Investment Partnership's investment in Apollo Asia Opportunity Fund is in liquidating shares. The liquidating shares are expected to be realized alongside the remaining shares of the Apollo Asia Opportunity Fund. During the three months ended March 31, 2012, the Investment Partnership received proceeds from redemptions of \$3.8 million from the liquidating shares of Apollo Asia Opportunity Fund.

Management's Discussion and Analysis of Financial Condition and Results of Operations

At March 31, 2012, the fair value of the investment in Apollo Asia Opportunity Fund approximated \$84.2 million, 5.2% of the net asset value of the Investment Partnership, which resulted in a net life-to-date unrealized depreciation of \$0.6 million. For the three months ended March 31, 2012, the change in net unrealized depreciation was \$1.2 million, including the impact of realized gains on redemptions of \$0.4 million. For the three months ended March 31, 2012, the Apollo Asia Opportunity Fund's positive performance was driven by holdings in the oil and gas, financials and alternative energy sectors which were partially offset by negative performance by holdings in the commodities sector as well as from changes in the fair value of derivative instruments. On a country level, the primary contributors to the positive returns during the first quarter of 2012 were holdings in India, Singapore and Australia.

At December 31, 2011, the fair value of the investment in Apollo Asia Opportunity Fund approximated \$86.3 million, 5.7% of the net asset value of the Investment Partnership, which resulted in a net life-to-date unrealized depreciation of \$1.8 million. For the three months ended March 31, 2011, the change in net unrealized appreciation was \$(1.3) million, including the impact of realized gains on redemptions of \$0.7 million. During the quarter, the Apollo Asia Opportunity Fund's biggest performance contributors were holdings in the financial, real estate, and oil and gas sectors, offset by weakness in holdings in the alternative energy, commodities, and metals and mining sectors as well as from changes in the fair value of derivative instruments. Holdings in Australia, Hong Kong/Macau, and Singapore added the most value during the quarter, while select China and India holdings detracted from value.

Investment in Other Apollo Capital Markets Funds:

The investments in Apollo Investment Europe and Apollo European Principal Finance Fund are classified as Other Apollo Capital Markets Funds as they individually represent less than 5% of the net asset value of the Investment Partnership. At March 31, 2012, the fair value of the investments in Other Apollo Capital Markets Funds was \$63.8 million, 4.0% of the net asset value of the Investment Partnership, which resulted in a net life-to-date unrealized depreciation of \$163.2 million. For the three months ended March 31, 2012, the net change in unrealized depreciation of the investments in Other Apollo Capital Markets Funds was \$0.8 million.

Apollo Investment Europe operates under a shareholder-approved monetization plan, the primary objective of which is to maximize shareholder recovery value by (i) opportunistically selling Apollo Investment Europe's assets over a three-year period ending July 2012 (subject to a one-year extension with the consent of a majority of Apollo Investment Europe's shareholders) and (ii) reducing the overall costs of the fund. Subject to compliance with the applicable law and maintaining adequate liquidity, available cash received from the sale of assets is returned to shareholders on a quarterly basis. The manager of Apollo Investment Europe currently intends to proceed with the plan for the orderly wind down of Apollo Investment Europe as approved by the shareholders. However, these plans are subject to revision in the event future facts and circumstances present a more favorable solution for Apollo Investment Europe and its shareholders, as determined in good faith by the manager of Apollo Investment Europe.

Management's Discussion and Analysis of Financial Condition and Results of Operations

At March 31, 2012, the fair value of the investment in the equity of Apollo Investment Europe was \$22.0 million, which resulted in a net life-to-date unrealized depreciation of \$172.1 million. For the three months ended March 31, 2012, the net change in unrealized depreciation of the investment in Apollo Investment Europe was \$1.4 million. During the three months ended March 31, 2012, the Investment Partnership did not receive any distributions from Apollo Investment Europe under its shareholder approved monetization plan. Apollo Investment Europe's positive performance was driven by holdings in a food business, which was partially offset by losses in two gaming businesses. The net change in unrealized depreciation for the three months ended March 31, 2012 was also partially impacted by an unrealized gain of approximately \$0.6 million, as a result of foreign currency movements on our investment.

At December 31, 2011, the fair value of the investment in the equity of Apollo Investment Europe was \$20.6 million, which resulted in a net life-to-date unrealized depreciation of \$173.4 million. For the three months ended March 31, 2011, the net change in unrealized depreciation of the investment in Apollo Investment Europe was \$13.2 million. During the three months ended March 31, 2011, the Investment Partnership received distributions of \$13.8 million from Apollo Investment Europe under its shareholder approved monetization plan. Performance was driven by positions in the manufacturing and industrials and chemicals sectors. The net change in unrealized depreciation for the three months ended March 31, 2011 was also partially impacted by an unrealized gain of approximately \$4.3 million as a result of foreign currency movements on our investment.

During the first quarter of 2012, the Investment Partnership capitalized upon an opportunity to sell 29.2% of its interest in Apollo European Principal Finance Fund to parties that are not affiliated with Apollo. The sale reduced the Investment Partnership's total commitment to €54.5 million, of which €23.8 million (approximately \$31.8 million) was undrawn at March 31, 2012. The interest in Apollo European Principal Finance Fund was sold at a 5% discount to the Euro denominated June 30, 2011 net asset value with a true up for cash flows that occurred subsequent to June 30, 2011. The Investment Partnership received proceeds of €12.2 million (approximately \$16.2 million), from the sale of its interest in Apollo European Principal Finance Fund and reflected a net loss from investments on the sale of approximately \$1.8 million, comprised of the reversal of previously recognized unrealized appreciation of \$3.0 million offset in part by a realized gain of \$1.2 million related to the sale proceeds in excess of original cost.

At March 31, 2012, the fair value of investments in Apollo European Principal Finance Fund approximated \$41.9 million, which resulted in a net life-to-date unrealized appreciation of \$8.8 million. For the three months ended March 31, 2012, the investment in Apollo European Principal Finance Fund had a net change in net unrealized appreciation of \$(0.6) million. The net change in unrealized appreciation for the three months ended March 31, 2012 was primarily driven by the reversal of unrealized gains on the sale of a portion of the Investment Partnership's investment in Apollo European Principal Finance Fund which was partially offset by \$1.2 million of positive impact from foreign currency movements.

Management's Discussion and Analysis of Financial Condition and Results of Operations

At December 31, 2011, the fair value of investments in Apollo European Principal Finance Fund approximated \$60.0 million, which resulted in a net life-to-date unrealized appreciation of \$9.5 million. For the three months ended March 31, 2011, the investment in Apollo European Principal Finance Fund had a net change in net unrealized appreciation of \$6.0 million. The positive net change in unrealized appreciation for the three months ended March 31, 2011 was primarily driven by foreign currency movements on the Investment Partnership's euro-denominated investment and better than expected loan resolutions primarily in non-performing loan portfolios. For the three months ended March 31, 2011, our investment was positively impacted by approximately \$3.7 million as a result of foreign currency movements.

(3) Investment in Opportunistic Investments

Capital is also deployed through opportunistic investments, including investments in Apollo Life Re Ltd. and GA Data Holdings Ltd. Apollo Life Re Ltd. is an Apollo-sponsored vehicle that owns the majority of the equity of Athene Holding Ltd. ("Athene"), the parent of Athene Life Re Ltd. As of March 31, 2012, opportunistic investments are comprised of investments in Apollo Life Re Ltd. and GA Data Holdings Ltd.

Through March 31, 2012, the Investment Partnership made investments of \$358.2 million in Apollo Life Re Ltd., including transaction-related costs. At March 31, 2012, the fair value of Apollo Life Re Ltd. approximated \$431.6 million, 27.0% of the net asset value of the Investment Partnership, which resulted in a net life-to-date unrealized appreciation of \$73.4 million. For the three months ended March 31, 2012, the investment had a net change in unrealized appreciation of \$0.8 million. For the three months ended March 31, 2012, Athene continued to generate value as it was able to lock-in relatively wide spreads on assets deployed in the second half of 2011. As a reinsurance company, Athene's equity is naturally levered by the future policyholder obligations, which allow Athene to purchase substantially more assets than its original equity base.

At December 31, 2011, the fair value of Apollo Life Re Ltd. approximated \$430.8 million, 28.7% of the net asset value of the Investment Partnership, which resulted in a net life-to-date unrealized appreciation of \$72.6 million. For the three months ended March 31, 2011, the investment had a net change in unrealized appreciation of \$2.5 million. For the three months ended March 31, 2011, the positive results were driven by Athene's continued growth in annuity policies and continued strong performance on investment yield in Athene's asset portfolio. As a reinsurance company, Athene's equity is naturally levered by the future policyholder obligations which allow Athene to purchase substantially more assets than its original equity base.

Through March 31, 2012, the Investment Partnership made investments of \$14.7 million in GA Data Holdings Ltd. At March 31, 2012, the fair value of GA Data Holdings Ltd. was \$14.1 million, resulting in a net life-to-date unrealized depreciation of \$0.6 million.

Management's Discussion and Analysis of Financial Condition and Results of Operations

Results of Operations

Operating Results of AP Alternative Assets

The following table sets forth AP Alternative Assets' operating results for the three months ended March 31, 2012 and 2011:

<i>(in thousands)</i>	For the Three Months Ended March 31, 2012	For the Three Months Ended March 31, 2011
Short-term investment, interest and dividend income	\$ 10,178	\$ 4,777
Investment expense	(9,388)	(8,117)
General and administrative expenses, and interest expense	(656)	(626)
Net investment income (loss)	134	(3,966)
Net realized gains from sales/dispositions on investments	13,964	22,060
Net change in unrealized depreciation/appreciation on investments	138,938	121,380
Net gain from investments	152,902	143,440
Net increase in net assets resulting from operations	\$ 153,036	\$ 139,474

AAA generates income from its proportional share of the Investment Partnership's investment income, net of investment expenses, and from its share of the unrealized appreciation or depreciation on the Investment Partnership's investments and foreign currency exposure. Under a services agreement, AAA incurs expenses from direct expenses, allocated expenses from the Investment Partnership for professional services, management fees and other general expenses, as well as expenses of our Managing General Partner's board of directors and other administrative costs.

Net Increase in Net Assets Resulting From Operations— The net increase in net assets resulting from operations was approximately \$153.0 million, or \$1.72 per common unit, for the three months ended March 31, 2012, compared to a net increase of \$139.5 million, or \$1.54 per common unit, for the three months ended March 31, 2011.

Refer to the Operating Results of the Investment Partnership for further details.

Management's Discussion and Analysis of Financial Condition and Results of Operations

Operating Results of the Investment Partnership

The following table sets forth the Investment Partnership's operating results for the three months ended March 31, 2012 and 2011:

<i>(in thousands)</i>	For the Three Months Ended March 31, 2012	For the Three Months Ended March 31, 2011
Investment income – interest, dividends and gains on short-term investments	\$ 10,184	\$ 4,779
Expenses	(9,391)	(8,119)
Net investment income (loss)	793	(3,340)
Net realized gains from sales/distributions on investments	13,972	22,072
Net change in unrealized depreciation/appreciation on investments	139,022	124,467
Net gain from investments	152,994	146,539
Net increase in net assets resulting from operations	\$ 153,787	\$ 143,199

The Investment Partnership's General Partner is allocated income and expenses related to its initial \$1.0 million capital contribution, which it made to the Investment Partnership in respect of its general partner interest.

The Investment Partnership generates income from interest, dividends, realized gains or losses, and unrealized appreciation or depreciation on investments and foreign currency positions. The Investment Partnership incurs expenses from management fees, direct expenses, such as professional fees and administrative expenses, and allocated expenses under the services agreement with Apollo Alternative Assets, L.P.

Investment Income—For the three months ended March 31, 2012, investment income was \$10.2 million which primarily represented dividend income from portfolio companies, distributions of interest income from the debt investment vehicles and accrued interest income from interest bearing securities of portfolio companies. For the three months ended March 31, 2011, investment income was \$4.8 million which primarily represented distributions of interest income from the debt investment vehicles and accrued interest income from interest bearing securities of portfolio companies.

Expenses—For the three months ended March 31, 2012 and 2011, expenses approximated \$9.4 million and \$8.1 million, respectively. These expenses primarily relate to management fees, professional fees, costs associated with the credit facility, certain deal costs, including broken deals, and other administrative costs, including interest expense on the credit facility of \$4.4 million and \$2.1 million for the three months ended March 31, 2012 and 2011, respectively. The

Management's Discussion and Analysis of Financial Condition and Results of Operations

increase in investment expense and general and administrative expenses is primarily due to increased interest expense on outstanding borrowings which was partially offset by decreased other expenses, mainly related to certain deal expenses.

Net Realized Gains From Sales/Dispositions on Investments—For the three months ended March 31, 2012 and 2011, net realized gains from sales/dispositions were \$14.0 million and \$22.1 million, respectively. For the three months ended March 31, 2012, net realized gains from sales primarily relate to the partial sale of the investment in Noranda Aluminum of \$12.3 million and \$1.2 million from the sale of a portion of the Investment Partnership's interest in the Apollo European Principal Finance Fund. For the three months ended March 31, 2011, net realized gains from sales primarily relate to the realized gains of \$21.2 million from the sale of assets from the debt investment vehicles and \$0.7 million from the redemptions of Apollo Asia Opportunity Fund.

Net Change in Unrealized Depreciation/Appreciation on Investments—Our investments are valued as described below under "Critical Accounting Policies — Valuation of Limited Partner Interests and Investments," which resulted in a net change in unrealized depreciation/appreciation for the three months ended March 31, 2012 and 2011 of \$139.0 million and \$124.5 million, respectively. The period over period change in unrealized depreciation/appreciation on investments is primarily due to the volatility in the capital markets which contributed to changes in valuations of the underlying co-investments in private equity portfolio companies, capital markets investments and opportunistic investments. See "Portfolio and Investment Activity" above for additional discussion of the change in unrealized depreciation on our investments.

Net Gain from Investments— During the three months ended March 31, 2012, the net gain from investments was driven by investments in the distribution and transportation and manufacturing and industrial sectors, debt investment vehicles and the investment in the Apollo Strategic Value Fund. During the three months ended March 31, 2011, the net gain from investments was primarily driven by investments in the chemicals, media, cable and leisure sectors as well as investments in Other Apollo Capital Markets Funds.

Management's Discussion and Analysis of Financial Condition and Results of Operations

The table below details net gain from investments by sector for private equity co-investments, by capital market fund and by opportunistic investment:

(in thousands)	For the Three Months Ended	
	March 31, 2012	March 31, 2011
Private Equity:		
Chemicals	\$ (9,738)	\$ 25,718
Consumer and Retail	3,800	17,200
Debt Investment Vehicles	45,873	12,730
Distribution and transportation	33,357	9,160
Financial and Business Services	779	(120)
Manufacturing and Industrial	25,686	8,100
Media, cable & leisure	11,638	25,887
Packaging and Materials	24,921	17,949
Total Private Equity	136,316	116,624
Capital Markets Funds:		
Apollo Strategic Value Offshore Fund, Ltd.	11,957	8,204
Apollo Asia Opportunity Offshore Fund, Ltd.	1,636	(627)
Other Apollo Capital Markets Funds	2,111	19,838
Apollo Life Re Ltd.	800	2,500
Other Opportunistic:	174	—
Net Gain from Investments	\$ 152,994	\$ 146,539

Net Increase in Net Assets Resulting From Operations—The net increase in net assets resulting from operations was approximately \$153.8 million and \$143.2 million for the three months ended March 31, 2012 and 2011, respectively.

Liquidity and Capital Resources

The Partnership's Sources of Cash and Liquidity Needs

The Partnership's primary uses of cash are to make capital contributions to the Investment Partnership for use in investments, to pay our operating expenses, to buyback its units under the unit buyback programs approved by the Board of Directors and to make distributions to our unitholders in accordance with our distribution policy. It has been determined that in 2012, the Partnership will not make a tax distribution related to the 2011 taxable income generated by the Partnership, and at the current time, intends to retain the available cash that would have otherwise been available to pay a tax distribution to further enable the Partnership to execute tender offers or make other acquisitions of units if and when deemed appropriate. Distributions to the unitholders will be made only if and as determined by the Managing General Partner in its sole discretion, and distributions may in fact not be paid. Although market conditions may

Management's Discussion and Analysis of Financial Condition and Results of Operations

currently preclude some or all of these sources of liquidity, we believe that the sources of liquidity described below will be sufficient to fund our working capital requirements within a one year time frame.

Our initial source of liquidity consisted of the capital contributions that we received in connection with the initial offering of common units and related transactions. We contributed all of these net proceeds to the Investment Partnership for use in connection with our investments. As a result, our future liquidity depends primarily on cash distributions made to us by the Investment Partnership, capital contributions that we receive in connection with the issuance of additional equity and the issuance of indebtedness.

We expect to receive cash distributions from the Investment Partnership from time to time to allow us to pay our operating expenses as they become due, buyback our units under the unit purchase programs and to assist us in making cash distributions to our unitholders in accordance with our distribution policy. We believe that the Investment Partnership will fund its distributions with returns generated by its investments. The ability of the Investment Partnership to make cash distributions to us will depend on a number of factors, including among others, the actual results of operations and financial condition of the Investment Partnership, restrictions on cash distributions that are imposed by applicable law or the charter documents of the Investment Partnership, the terms of the senior secured term loan facility, the timing and amount of cash generated by investments that are made by the Investment Partnership, any contingent liabilities to which the Investment Partnership may be subject, the amount of taxable income generated by the Investment Partnership and other factors that the Managing Investment Partner deems relevant. During the three months ended March 31, 2012, the Investment Partnership made partners' capital distributions of \$52.1 million to or on behalf of AAA, primarily related to the February Tender Offer and for tax withholdings on dividends received.

We may also issue additional common units and other securities to other investors with the objective of increasing our available capital. We generally expect to contribute to the Investment Partnership any cash proceeds that we receive from the issuance of common units or other securities to the extent that such cash is not used to fund distributions to our unitholders, buyback its units under the unit purchase programs, or to pay operating expenses. We expect that such contributions will be used by the Investment Partnership in the ordinary course of business.

Our Investment Manager may, from time to time, directly or through one or more affiliates, purchase our common units in the open market at prevailing prices, which may be used for compensation or other general purposes.

In November 2011, the Board of Directors of the Managing General Partner agreed with Apollo Alternative Assets to amend and restate the services agreement. The amendments relate to the obligations of affiliates of Apollo Alternative Assets to reinvest a portion of the carried interests received by them in respect of investments made by the Investment Partnership in common units or restricted depositary units. The amendments require Apollo Alternative Assets (or its

Management's Discussion and Analysis of Financial Condition and Results of Operations

affiliates) to purchase common units or restricted depositary units in the market rather than subscribing for and being issued new common units or restricted depositary units when making a reinvestment of a portion of its carried interests from AAA. Apollo shall not be required to make these market purchases in any quarter where the amount of allocable carried interest to be reinvested is de minimis, and in such event the allocable carried interest will be rolled forward to subsequent quarters until such time as it is of a sufficient size to be used to acquire common units. In addition Apollo shall not be obliged to make acquisitions of units or restricted depositary units in a particular quarter where the market price has increased above a pre-defined threshold. In such circumstances the allocable carried interest shall again be rolled over to the subsequent quarter. This is being done to reduce the risk of market manipulation of the unit price. Where Apollo has been unable to invest its allocable carried interest in three consecutive quarters or open window periods, whichever is longer, it shall be obliged to invest the relevant allocable carried interest by way of a subscription for new units or restricted depositary units on the same basis as done prior to this amendment or (at its option) purchase in the market at whatever price is available. No lock-up shall be imposed on the units or restricted depositary units acquired by Apollo pursuant to the above arrangement as such a lock-up would have the effect of reducing liquidity of the units and restricted depositary units.

In fulfillment of Apollo's obligation to reinvest a portion of the carried interests received by it in respect of investments made by the Investment Partnership as set forth in its prospectus, in July 2011 and April 2011, AAA issued 10,076 common units and 24,482 common units, respectively, in the form of restricted depositary units, to AAA Holdings, L.P., an affiliate of Apollo, at a price per unit of \$12.31 and \$12.56, respectively.

On February 10, 2012, AAA commenced an offer (the "February Tender Offer") to purchase common units or restricted depositary units (collectively "Units"), at prices ranging from \$9.20 to \$10.70 per Unit. Under the terms of the February Tender Offer, AAA purchased 5.0 million Units at a price per unit of \$10.00. The amount tendered was \$50.0 million (\$50.3 million inclusive of estimated expenses). The Investment Partnership made a distribution of \$50.0 million to AAA for the amount of the February Tender Offer and is expected to make a distribution to cover the estimated expenses of \$0.3 million. The Units acquired in the February Tender Offer were cancelled.

On April 20, 2012, AAA announced a tender offer (the "April Tender Offer") to purchase a portion of its outstanding Units for a maximum aggregate payment of up to \$50.0 million of cash. The April Tender Offer is conducted as a modified "Dutch Auction" with investors able to tender their Units at prices ranging from \$9.00 to \$10.50 per unit. Eligible unitholders and restricted depositary unitholders will be able to apply to tender none, any or all of their units. All Units will be repurchased at the same price, which will be the lowest price level at which \$50.0 million of Units can be repurchased ("April Tender Clearing Price"). The tender will be filled in the order of tender elections from the lowest price tendered to the highest, but not to exceed the April Tender Clearing Price. AAA will not acquire Units which have been tendered above the April Tender Clearing Price. The April Tender Offer is scheduled to close on May 25, 2012.

Management's Discussion and Analysis of Financial Condition and Results of Operations

The boards of directors of the Managing General Partner and the Managing Investment Partner have granted Apollo Alternative Assets as their manager, the right, at such times and in such manner as it believes appropriate, through December 31, 2012, to cause AAA to purchase, either directly or through one or more of its affiliates, AAA Units. This authority is limited to a maximum aggregate consideration of \$50 million, which represents 5.3 million units based on the closing price at March 31, 2012. This approval will be decreased by the results of the April Tender Offer. Such repurchases may take the form of tender offers, block trades, on-market buyback program, direct off-market trades or other forms of repurchase. In light of these approvals, Apollo Alternative Assets intends to continue monitoring the trading performance of AAA in the market and may, from time to time, cause AAA to purchase Units either directly or through one or more affiliates, when it believes appropriate.

For the reasons described above, as well as under "The Investment Partnership's Sources of Cash and Liquidity Needs," the Managing Partner has a reasonable expectation that AAA has adequate sources of liquidity to continue to conduct business for at least the next year. Accordingly, we continue to adopt the going concern basis in preparing the financial statements.

The Investment Partnership's Sources of Cash and Liquidity Needs

During the three months ended March 31, 2012, cash decreased \$25.1 million. Cash provided by operating activities of the Investment Partnership was \$34.9 million, primarily due to \$18.9 million of net proceeds from Other Apollo Capital Markets Funds, primarily related to the proceeds from the partial sale of the Investment Partnership's interest in the the Apollo European Principal Finance Fund of \$16.2 million. In addition, \$3.8 million was provided by the redemptions of a portion of the Investment Partnership's interests in the Apollo Asia Opportunity Fund and \$15.1 million in net proceeds from private equity co-investments, primarily related to the partial sale of Noranda Aluminum of \$13.3 million. Cash used in financing activities was \$60.1 million, which was mainly comprised of partner's capital distributions of \$50.0 million for the February Tender Offer and \$8.0 million to the Investment Partnership's General Partner for realized carried interest on co-investments alongside Apollo Investment Fund VII.

During the three months ended March 31, 2011, cash increased \$51.5 million. Cash provided by operating activities of the Investment Partnership was \$51.5 million due primarily to \$41.2 million net proceeds from private equity co-investments, primarily related to the sale of securities from the debt investment vehicles, \$5.0 million provided by the redemption of a portion of the Investment Partnership's interest in Apollo Asia Opportunity Fund and \$9.9 million in net proceeds from the Other Apollo Capital Markets Funds, primarily related to \$13.9 million provided by distributions from Apollo Investment Europe including the impact of foreign currency exchange and \$4.3 million from callable distributions from Apollo European Principal Finance Fund, offset in part by capital contributions of \$8.3 million to the Apollo Senior Loan Fund.

Management's Discussion and Analysis of Financial Condition and Results of Operations

The Investment Partnership uses its cash primarily to fund investments, to make distributions to AAA, to pay its operating expenses and to fund any distributions to Apollo affiliates pursuant to the carried interest that is applicable to our investments. The Investment Partnership is also required, under the terms of the senior secured term loan agreement, to make mandatory prepayments of principal as certain investment realizations and asset sales are made. Subsequent to March 31, 2012, the Investment Partnership made mandatory prepayments of \$35.6 million on the senior secured term loan related to certain investment realizations and asset sales. Taking into account generally expected market conditions, we believe that the sources of liquidity described below will be sufficient to fund the working capital requirements of the Investment Partnership. During a portion of 2008 and 2009, as a result of the unprecedented market volatility and tightening of the credit markets, the Investment Partnership exercised the right to opt out of new co-investments alongside Apollo Investment Fund VI and Apollo Investment Fund VII. On December 16, 2009, the co-investment agreements with Apollo Investment Fund VI and Apollo Investment Fund VII were amended. See "Portfolio and Investment Activity - Private equity co-investments in Apollo Investment Fund VI and Apollo Investment Fund VII portfolio companies" for additional information regarding the amendments. Under the co-investment agreement with Apollo Investment Fund VII, the Investment Partnership committed to co-invest an amount equal to 5% in 2008 and 0% for all subsequent years, including 2012.

The remainder of the Investment Partnership's investment in the Apollo Strategic Value Fund is in liquidating shares issued by the Apollo Strategic Value Fund. The liquidating shares were initially allocated a pro rata portion of each of the Apollo Strategic Value Fund's existing investments and liabilities, and as those investments are sold, the Investment Partnership is allocated the proceeds from such disposition less its proportionate share of any current expenses incurred by the Apollo Strategic Value Fund. During the three months ended March 31, 2012, the Investment Partnership received no redemptions from the Apollo Strategic Value Fund.

During the first quarter of 2012, the General Partner of Apollo Asia Opportunity Fund determined that it was in the best interests of the investors in the Apollo Asia Opportunity Fund to wind down the fund and begin making distributions to investors shortly after March 31, 2012. As such, shortly after March 31, 2012, the Investment Partnership received \$45.5 million as a result of the wind down of the Apollo Asia Opportunity Fund. The remainder of the investment in the Apollo Asia Opportunity Fund is currently expected to be distributed as less liquid investments are realized. The final distribution is expected to occur in 2013. During the three months ended March 31, 2012, the Investment Partnership received \$3.8 million of redemptions from the Apollo Asia Opportunity Fund.

Apollo Investment Europe operates under a shareholder-approved monetization plan, the primary objective of which is to maximize shareholder recovery value by (i) opportunistically selling Apollo Investment Europe's assets over a three-year period ending July 2012 (subject to a one-year extension with the consent of a majority of Apollo Investment Europe's shareholders) and (ii) reducing the overall costs of the fund. Subject to compliance with the applicable law and maintaining adequate liquidity, available cash received from the sale of assets is returned to shareholders on a quarterly basis. The manager of Apollo Investment Europe currently intends

Management's Discussion and Analysis of Financial Condition and Results of Operations

to proceed with the plan for the orderly wind down of Apollo Investment Europe as approved by the shareholders. However, these plans are subject to revision in the event future facts and circumstances present a more favorable solution for Apollo Investment Europe and its shareholders, as determined in good faith by the manager of Apollo Investment Europe. During the three months ended March 31, 2012, the Investment Partnership received no distributions from Apollo Investment Europe.

In connection with liquidity management initiatives, during the first quarter of 2012, the Investment Partnership capitalized upon an opportunity to sell 29.2% of its long-term interest in Apollo European Principal Finance Fund to parties that are not affiliated with Apollo. The sale reduced the Investment Partnership's total commitment to €54.5 million, of which €23.8 million (approximately \$31.8 million) was undrawn at March 31, 2012.

The Investment Partnership expects to make distributions to AAA for the amount of the April Tender Offer and to cover any related expenses.

The Investment Partnership used the cash that it received from us in connection with the initial offering and related transactions to fund its initial liquidity needs. Because the Investment Partnership may follow an over-commitment approach as described below under "Commitments and Contingencies" when making investments, subject to mandatory cash and liquid asset tests required under the credit agreement, the amount of capital committed by the Investment Partnership may ultimately exceed its available cash at a given time. Any available cash that is held by the Investment Partnership is temporarily invested in accordance with our cash management policy, which provides liquidity for funding capital calls that may be made by the private equity funds and capital markets funds in which the Investment Partnership has made commitments.

The Investment Partnership receives cash from time to time from the investments that it makes. The source of cash is in the form of dividends on equity investments, payments of interest and principal on fixed income investments and cash consideration received in connection with the disposal or realization of investments. Temporary investments made in connection with our cash management activities provide a more regular source of cash than less liquid private equity, capital markets and opportunistic investments, but generate returns that are generally lower than returns generated by private equity, capital markets and opportunistic investments. Other than amounts that are used to pay expenses or that are distributed to us, any returns generated by investments made by the Investment Partnership are reinvested in accordance with our investment policies and procedures.

We may make further capital contributions to the Investment Partnership from time to time in the future with the objective of increasing the amount of investments that are made on our behalf. We believe that any further capital contributions will consist primarily of the capital contributions that we receive from investors in connection with future issuances of common units, including common units issued to affiliates of Apollo pursuant to our services agreement.

Management's Discussion and Analysis of Financial Condition and Results of Operations

The Managing Investment Partner has reviewed the Investment Partnership's current cash balance and its future obligations and has a reasonable expectation that the Investment Partnership has adequate sources of liquidity to continue to conduct business for at least the next year. This assessment is based on historic and predicted timing of capital calls for the Investment Partnership's unfunded commitments, its expected operating expenses, present sources of liquidity and the ability to raise cash through sales of investments and other activities.

While it may not be accomplished under current market conditions, the Investment Partnership may enter into one or more additional credit facilities and other financial instruments from time to time with the objective of funding our liquidity needs, increasing the amount of cash that it has available for working capital or for making additional investments or temporary investments. These debt financing arrangements may include a working capital facility that may be used to fund short-term liquidity needs, warehousing credit facilities under which specific investments will be pledged as collateral to a warehouse lender and repurchase agreements pursuant to which particular investments will be sold to counterparties with an agreement to repurchase the investments at a price equal to the sale price plus an interest factor. The Investment Partnership may also use match-funded, non-recourse debt in the form of securitization transactions, collateralized debt obligations or one or more extendible asset-backed commercial paper programs in order to leverage investments. Depending on the circumstances, other forms of indebtedness may also be used.

Credit Facility

In 2007, the Investment Partnership obtained a \$900 million senior secured revolving credit facility from certain U.S. financial institutions with the objective of funding the liquidity needs, increasing the amount of cash that is available for working capital and for making additional investments or temporary investments. As a result of debt purchases and pay downs, the revolving credit facility was permanently reduced to \$537.5 million. On December 2, 2011, the Investment Partnership amended its senior secured revolving credit facility with \$537.5 million of loan commitments and converted it to a \$402.5 million senior secured term loan facility that matures on June 30, 2015.

The financial institutions have a security interest in the equity interests directly owned by the Investment Partnership in each AAA Guarantor. Amounts outstanding under the senior secured term loan facility bear interest at (a) for any Eurocurrency loan, the adjusted LIBOR plus 3.75% and (b) for any ABR loan, the Alternate Base Rate plus 2.75%. Under the senior secured term loan facility, the Investment Partnership is required to make scheduled amortization payments of 20% of the outstanding principal amount of term loans per quarter beginning in December 2014. It is also required to make mandatory prepayments for certain investment realizations, asset sales, debt incurrence and equity issuances. The prepayment amount will range from 50% to 100% of net proceeds, as defined, depending on the applicable asset to debt ratio level and whether an event of default is continuing. The amount outstanding under the senior secured term loan facility cannot exceed the borrowing base. The borrowing base is based on the value of the investments held by the Investment Partnership, including temporary investments,

Management's Discussion and Analysis of Financial Condition and Results of Operations

multiplied, in each case, by a specified advance rate (which depends on the type of investment generally ranging from 100% for cash and cash equivalents to 0% for certain equity investments). The Investment Partnership is also required to maintain total assets to total net debt in excess of 3.0 to 1.0 from December 2, 2011 through December 31, 2012, 3.5 to 1.0 from January 1, 2013 through December 31, 2013 and 4.0 to 1.0 thereafter. The Investment Partnership is also required to maintain cash and liquid investments in excess of 125% of the debt and interest due in the next three months plus unfunded capital commitments. A restricted payment basket is available under the senior secured term loan facility if the applicable restricted payment asset to debt test (3.5 to 1.0 from December 2, 2011 through December 31, 2012, 4.0 to 1.0 from January 1, 2013 through December 31, 2013 and 4.5 to 1.0 thereafter) is met, and tax distributions are generally permitted.

As of March 31, 2012, the Investment Partnership was not aware of any instances of non-compliance with its loan covenants and borrowing base requirements. The Managing Investment Partner continues to monitor and stress test the borrowing base. The Managing Investment Partner recognizes that declines in the value of the investments held by the Investment Partnership could result in a borrowing base deficiency or noncompliance with the financial maintenance covenants. In the event of a deficiency in the borrowing base or noncompliance with the financial maintenance covenants, the Investment Partnership can cure the deficiency or noncompliance within 60 days or deliver a good faith plan within 15 days to cure such borrowing base deficiency or noncompliance within 90 days from the reporting date of such borrowing base deficiency or the date on which the compliance certificate is required to be delivered, as applicable.

At March 31, 2012 and December 31, 2011, borrowings outstanding under the loan facility amounted to \$402.5 million and \$402.5 million, respectively. As of May 7, 2012, the borrowings outstanding under the loan facility amounted to \$366.9 million as a result of mandatory prepayments that were made due to certain investment realizations and asset sales in accordance with the term loan agreement.

Management's Discussion and Analysis of Financial Condition and Results of Operations

Commitments and Contingencies

As of March 31, 2012, the Investment Partnership had the following outstanding commitments for future funding:

<i>(in thousands)</i>	Outstanding Capital Commitments
Apollo Life Re Ltd.	\$ 42,857
Apollo European Principal Finance Fund	31,760
	<u>\$ 74,617</u>

Whether these commitments will be consummated depends on the satisfaction of a number of conditions, some or all of which may not be in our control. No assurances can be made as to whether or when these commitments will be consummated, if at all.

Subsequent to March 31, 2012, the Investment Partnership committed to invest \$50.0 million in the Apollo Asia Private Credit Fund, L.P. ("Apollo Asia Private Credit Fund") which will invest principally in private mezzanine and subordinated debt instruments, convertible debt and convertible preferred securities, and private equity and related instruments primarily in high-growth, middle market companies located in the Asia Pacific region.

The Investment Partnership has entered into co-investment agreements which allow it to co-invest alongside Apollo Investment Fund VI and Apollo Investment Fund VII. See "Portfolio and Investment Activity" in the Management's Discussion and Analysis section for additional discussion about the co-investment agreements.

As is common with investments in private equity funds, the Investment Partnership may follow an over-commitment approach when making investments in order to maximize the amount of our capital that is invested at any given time. When an over-commitment approach is followed, the aggregate amount of capital committed by the Investment Partnership to, or to co-investment programs with, private equity funds and capital markets funds at a given time may exceed the aggregate amount of cash and available credit lines that the Investment Partnership has available for immediate investment, subject to certain mandatory cash and liquid asset tests under the credit agreement. Because the general partners of Apollo-sponsored private equity funds and capital markets funds are permitted to make calls for capital contributions and because we may be obliged to make payments on completion of co-investments following the expiration of a relatively short notice period when an over-commitment approach is used, the Investment Partnership is required to time investments and manage available cash in a manner that allows it to fund capital commitments when capital calls are made. As the service provider under the services agreement, Apollo Alternative Assets is responsible for carrying out these activities for the Investment Partnership.

Management's Discussion and Analysis of Financial Condition and Results of Operations

Apollo Alternative Assets takes into account estimated cash flows to and from investments when planning investment and cash management activities with the objective of seeking to ensure that the Investment Partnership is able to honor the Investment Partnership's commitments as and when they become due. Apollo Alternative Assets also takes into account the credit facility established by the Investment Partnership. The sources of liquidity described above are believed to be sufficient to honor the Investment Partnership's commitments as and when they become due.

In the normal course of business, the Investment Partnership may be required to make representations about the business and financial affairs of a portfolio company or other investment, generally in connection with the sale of assets. The Investment Partnership may be required to indemnify the purchasers of such investment to the extent that any such representations are inaccurate. The Investment Partnership does not believe such indemnities have a material impact on the financial statements.

Legal Proceedings

AAA and the Investment Partnership, may, from time to time, be party to various legal actions arising in the ordinary course of business including claims and litigations, reviews, investigations or proceedings by governmental and self regulatory agencies regarding their respective businesses. It is the opinion of the Managing General Partner and Managing Investment Partner, after consultation with counsel, that there are presently no existing matters that would result in a material adverse effect on the financial condition of the Partnership.

For information concerning legal proceedings affecting Apollo, please refer to the various securities filings of Apollo Global Management, LLC, which are publicly available on the United States Securities and Exchange Commission's website at www.sec.gov.

Risk Factors

Market Risks

We are exposed to a number of market risks due to the types of investments that we make and the manner in which we and the Investment Partnership raise capital. Our exposure to market risks relate primarily to declines in the values of our investments, movements in prevailing interest rates, changes in foreign currency exchange rates and controls, availability of credit, inflation rates, and commodity prices. These market risks are outside of our control and may affect the level and volatility of securities prices and the liquidity and the value of investments, and we may not be able to or may choose not to manage our exposure to these risks. We may seek to mitigate such market risks through the use of hedging arrangements and derivative instruments, which may or may not be effective and could subject us to additional market risk. Additionally, the entities in which we invest or co-invest alongside may also seek to hedge or

Management's Discussion and Analysis of Financial Condition and Results of Operations

otherwise mitigate such risks, subject to their internal policies, which may or may not be effective and could result in increased risks. Additionally, we are exposed to various risks within each portfolio company in which we invest including market and other risks related to their business activities, including leverage and asset mix. Apollo Alternative Assets, as the service provider under our services agreement, is responsible for monitoring all market risks and for carrying out risk management activities relating to our investments.

Beginning in July 2007, the financial markets encountered a series of adverse events starting with the sub-prime fall-out which led to a global liquidity and broader economic crisis which resulted in a negative impact on the Investment Partnership's investments. Although the global capital markets have experienced significant improvement from historically low levels, the current environment continues to be characterized by uncertainty and volatility as investors seek further indications regarding the sustainability of the market recovery. Following weak performance in 2011, global capital markets have experienced significant improvement. However, the current environment continues to be characterized by uncertainty particularly relating to the economic health of certain parts of Europe. The S&P 500 rose approximately 13% during the first quarter of 2012, while the VIX (a measure of equity market volatility) dropped approximately 34% during the same period. The credit markets in which Apollo is most active generally improved significantly and financing activity increased dramatically from the prior quarter. Longer term, serious financial and liquidity problems remain in Europe and elsewhere in the world. Should the economic outlook worsen, we and the funds we invest in or alongside may experience a tightening of liquidity, and reduced earnings and cash flows. Such market conditions could also have an impact on our ability to liquidate positions in a timely and efficient manner and maintain adequate reserves required under our credit facility. As a result, despite recent improvements in the global capital markets, the sources of liquidity described herein under "Liquidity and Capital Resources" may not only be more difficult but also impossible to obtain in future market environments. Our profitability may also be adversely affected by our fixed costs and the possibility that we would be unable to scale back other costs within a time frame sufficient to match any decreases in net income relating to changes in market and economic conditions. If volatility worsens, there can be no assurance that we will not experience a material adverse effect on our business, assets and liabilities and results of operations.

Global Financial Crisis

Events during the past few years in the global capital markets illustrate that the current environment is one of extraordinary and unprecedented uncertainty and volatility for financial services companies and other market participants and that such uncertainty and volatility has had, and could continue to have, a material adverse effect on the functioning of capital markets, and on the business and operations of asset management businesses and other market participants, worldwide. In light of the events of 2008 and the concomitant uncertainty in the financial services industry, our financial condition may be materially adversely affected, and we may become subject to new legal or regulatory requirements, suffer reputational harm or encounter unforeseen risks that could have a material adverse effect on our business and operations and those of the Investment Partnership. As a result of the recent global financial

Management's Discussion and Analysis of Financial Condition and Results of Operations

crisis, we may be affected by reduced opportunities to exit and realize value from our investments, by lower than expected returns on investments made prior to the deterioration in the credit markets and by the possibility that we may not be able to find suitable investments in which to deploy our capital. In light of volatile market and economic conditions, companies in which we have invested (either directly or through investments in affiliated funds) may experience decreased revenues, financial losses, credit rating downgrades, difficulty in obtaining access to financing and increased funding costs. These companies may also have difficulty in expanding their businesses and operations or be unable to meet their debt service obligations or other expenses as they become due, including expenses payable to us. In addition, during periods of adverse economic conditions and volatility, we may have difficulty accessing the financial markets, which could make it even more difficult or impossible for us to obtain funding for additional investments and harm our operating results. Significant market volatility may result in lower investment returns, which would further adversely affect our net income. The extent to which the underlying causes of instability are pervasive throughout global financial markets and have the potential to cause renewed instability is not yet clear, and despite the recent recovery of global capital markets from historically low levels, the sustainability of any recovery of financial markets cannot be foreseen. In addition, due to the uncertain stability of global financial institutions, the security of assets held by any financial institution cannot be guaranteed, notwithstanding the terms of any agreement with such institution. These recent events, and their underlying causes, are likely to be the catalyst for changes in worldwide financial regulation for some time, and may result in major and unavoidable losses or additional costs to the Investment Partnership.

Given the significant events during 2011 and ongoing economic uncertainties in the Eurozone at the present time, the Partnership is exposed to the possibility of declines to the value and liquidity of its Eurozone investments. The fair values of the Investment Partnership's United States-based investments are also potentially sensitive to significant changes in the value of the Euro and potentially to the collapse of the Euro itself. We have considered the information contained in the Schedule of Investments for the Investment Partnership, which details holdings by country sufficient to provide unitholders with an overall understanding of the Investment Partnership's investments in the context of geographical risk. We have not factored in any potential impact of the possible consequences of the demise of the Euro but believe that the provision of the above information will assist unitholders in considering their own exposure to the Euro and also to investments within the Eurozone.

Securities Market Risks

Our investments may include investments in publicly traded securities. The Investment Partnership and the private equity funds and capital markets funds with which it invests may also make investments in publicly traded securities, derivatives and securities linked to public securities or in portfolio companies whose securities are publicly traded or offered to the public in connection with the process of exiting an investment. The market prices and values of publicly traded securities may be volatile and are likely to fluctuate due to a number of factors beyond our control. These factors include actual or anticipated fluctuations in the quarterly and annual

Management's Discussion and Analysis of Financial Condition and Results of Operations

results of such companies or of other companies in the industries in which they operate, market perceptions concerning the availability of additional securities for sale, general economic, social or political developments, industry conditions, changes in government regulation, shortfalls in operating results from levels forecast by securities analysts, the general state of the securities markets and other material events, such as significant management changes, refinancings, acquisitions and dispositions. The Investment Partnership is required to value investments based on current market prices at the end of each accounting period, which may lead to significant changes in the net asset values and operating results that it reports from quarter to quarter.

Our investments may include investments that are not publicly traded, including privately held securities, bank debt and other private investments. The value of these investments may also fluctuate due to the factors described in the preceding paragraph, which are largely beyond our control. In addition to these factors, these investments are subject to additional risks. For example, in many cases, we may be prohibited by contract or by applicable securities laws from selling privately held securities for a period of time. We generally cannot sell these securities unless their sale is registered under applicable securities laws, or unless an exemption from such registration requirements is available. The ability to dispose of an investment may be heavily dependent on the public equity markets, inasmuch as the ability to realize value from an investment may depend upon the ability to complete an initial public offering of the portfolio company in which such investment is held. Furthermore, we may only be able to dispose of large holdings (even of publicly traded equity securities) and holdings of investments in illiquid over-the-counter markets over a substantial period of time, exposing the investment returns to risks of downward movement in market prices during the disposition period. In addition, in periods of extreme market volatility such as the current one, it may be difficult to sell privately held or illiquid investments even at their current valuation. This is especially true given the significant constriction in the credit markets, making it difficult for potential buyers to obtain the funds necessary to purchase such securities.

Prime Brokers

The Investment Partnership's assets, and the assets of the private equity portfolio companies and capital markets funds in which we invest, may be held in one or more accounts maintained by prime brokers, which may be located in various jurisdictions. Such brokers, as brokerage firms or commercial banks, are subject to various laws and regulations in various jurisdictions that are designed to protect their customers in the event of their insolvency. However, the practical effect of these laws and their application to the Investment Partnership's assets are subject to substantial limitations and uncertainties. Because of the large number of entities and jurisdictions involved and the range of possible factual scenarios involving the insolvency of a prime broker or any of its sub-custodians, agents or affiliates, or a local broker, it is impossible to generalize about the effect of their insolvency on the Investment Partnership and its assets. Investors should assume that the insolvency of any of the prime brokers or such other service providers would result in a loss to the Investment Partnership, which could be material.

Management's Discussion and Analysis of Financial Condition and Results of Operations

Credit Risks

The Investment Partnership incurs indebtedness to fund its liquidity needs, to leverage investments and potentially to leverage certain of our temporary investments. We may also incur additional indebtedness to fund our liquidity needs. The credit facility expires in June 2015 and there is a risk that it might not be extended or replaced by an alternative facility or that the terms or any extension or replacement will be less favorable than the existing credit facility. The Investment Partnership also makes fixed income investments that are sensitive to changes in interest rates. As a result, we are exposed to risks associated with movements in prevailing interest rates. An increase in interest rates may make it more difficult or expensive for us or for the Investment Partnership to obtain financing, may negatively impact the values of fixed income investments and may decrease the returns that our investments generate.

Our ability to achieve attractive rates of return on investments is impacted by our continued ability to access sufficient sources of indebtedness at attractive rates. An increase in either the general levels of interest rates or in the risk spread demanded by sources of indebtedness would make it more expensive to finance those investments. Increases in interest rates could also make it more difficult to locate and consummate private equity investments because other potential buyers, including operating companies acting as strategic buyers, may be able to bid for an asset at a higher price due to a lower overall cost of capital. In addition, a portion of the indebtedness used to finance private equity investments often includes high-yield debt securities issued in the capital markets. Availability of capital from the high-yield debt markets is subject to significant volatility. There may be times when we might not be able to access those markets at attractive rates, or at all.

We are also subject to additional risks associated with changes in prevailing interest rates due to the fact that a portion of our capital is invested in portfolio companies whose capital structures have a significant degree of indebtedness. Investments in highly leveraged companies are inherently more sensitive to declines in revenues, increases in expenses and interest rates and adverse economic, market and industry developments. A leveraged company's income and net assets also tend to increase or decrease at a greater rate than would be the case if money had not been borrowed. As a result, the risk of loss associated with an investment in a leveraged company is generally greater than for companies with comparatively less debt.

The Apollo funds in which we invest may also choose to use leverage as part of their respective investment programs. The use of leverage poses additional risk and enhances the possibility of a significant loss in the value of the investment portfolio. The fund may borrow money from time to time to purchase or carry securities. The interest expense and other costs incurred in connection with such borrowing may not be recovered by appreciation in the securities purchased or carried, and will be lost—and the timing and magnitude of such losses may be accelerated or exacerbated—in the event of a decline in the market value of such securities. Gains realized with borrowed funds may cause the fund's net asset value to increase at a faster rate than would be the case without borrowings. However, if investment results fail to cover the cost

Management's Discussion and Analysis of Financial Condition and Results of Operations

of borrowings, the fund's net asset value could also decrease faster than if there had been no borrowings.

Increases in interest rates could also decrease the value of fixed-rate debt investments that our funds make.

In addition, current market conditions have substantially reduced the availability of credit, which may have a material adverse effect on our ability to achieve our investment objective with respect to any particular investment and/or the Investment Partnership's entire portfolio. Large commercial and investment banks, which have traditionally provided such financing, have demanded higher rates, higher equity requirements as part of private equity investments, more restrictive covenants and generally more onerous terms in order to provide such financing, and in some cases are refusing to provide financing for acquisitions that would have been readily financed during the past several years. In the event that we are unable to obtain committed debt financing for potential acquisitions or can only obtain debt at an increased interest rate or on unfavorable terms, we may have difficulty completing otherwise profitable investments or may generate profits that are lower than would otherwise be the case, either of which could lead to a decrease in the investment income earned by us. Similarly, the portfolio companies in which we have investments regularly access the corporate debt markets in order to obtain financing for their operations. To the extent that the current credit markets have rendered such financing difficult or impossible to obtain or more expensive, this may negatively impact the operating performance on those portfolio companies and, therefore, our investment returns.

Any of the foregoing circumstances could have a material adverse effect on our net assets, results of operations and cash flow.

Foreign Currency Risks

Our functional currency and the functional currency of the Investment Partnership is the U.S. dollar, and as a result, the investments that are carried as assets in our financial statements and the investments that are carried as assets in the Investment Partnership's financial statements are stated in U.S. dollars. When valuing investments that are denominated in currencies other than the U.S. dollar, we and the Investment Partnership are required to convert the values of such investments into U.S. dollars based on prevailing exchange rates as of the end of the applicable accounting period. As a result, changes in exchange rates between the U.S. dollar and other currencies could lead to significant changes in the net asset values that we and the Investment Partnership report from quarter to quarter. Among the factors that may affect currency values are trade balances, levels of short-term interest rates, differences in relative values of similar assets in different currencies, long-term opportunities for investment and capital appreciation and political developments. Through March 31, 2012, the Investment Partnership did not hedge its investments denominated in foreign currency.

Management's Discussion and Analysis of Financial Condition and Results of Operations

Hedging Arrangements

When managing our exposure to market risk, Apollo Alternative Assets may enter into transactions in a variety of cash and derivative financial instruments to limit our exposure to changes in the relative values of investments that may result from market developments, including changes in prevailing interest rates and currency exchange rates. Such derivative contracts may include forward contracts, options, swaps, caps, collars and floors. The scope of risk management activities undertaken by Apollo Alternative Assets will vary based on the level and volatility of interest rates, prevailing foreign currency exchange rates, the type of investments that are made and other changing market conditions. The use of hedging transactions and other derivative instruments to reduce the effects of a decline in the value of a position does not eliminate the possibility of fluctuations in the value of the position or prevent losses if the value of the position declines. However, such activities can establish other positions designed to gain from those same developments, thereby offsetting the decline in the value of the position. Such transactions may also limit the opportunity for gain if the value of a position increases. Moreover, it may not be possible to limit the exposure to a market development that is so generally anticipated that a hedging or other derivative transaction cannot be entered into at an acceptable price.

The success of any hedging or other derivative transactions that Apollo Alternative Assets enters into generally depends on its ability to correctly predict market changes. As a result, while Apollo Alternative Assets may enter into such transactions in order to reduce our exposure to market risks, unanticipated market changes may result in poorer overall investment performance than if the transaction had not been executed. In addition, the degree of correlation between price movements of the instruments used in connection with hedging activities and price movements in a position being hedged may vary. Moreover, for a variety of reasons, Apollo Alternative Assets may not seek to or be successful in establishing a perfect correlation between the instruments used in hedging or other derivative transactions and the position being hedged. An imperfect correlation could prevent Apollo Alternative Assets from achieving the intended result and create new risks of loss. In addition, it may not be possible to fully or perfectly limit our exposure against all changes in the values of our investments, because the values of our investments are likely to fluctuate as a result of a number of factors, some of which will be beyond our control.

Structure of Ownership Risks

Under AAA's limited partnership agreement, AAA unitholders are not entitled to vote on matters relating to the Partnership or to participate in the management or control of the business. In particular, AAA unitholders do not have the right to cause the Partnership's Managing General Partner to withdraw from the partnership, to cause a new general partner to be admitted to the Partnership, to appoint new directors to AAA's Managing General Partner's board of directors, to remove existing directors from AAA's Managing General Partner's board of directors, to prevent a change of control of AAA's Managing General Partner or to propose changes to or otherwise approve the Investment Partnership's investment policies and

Management's Discussion and Analysis of Financial Condition and Results of Operations

procedures. As a result, unlike holders of common stock of a corporation, AAA unitholders are not able to influence the direction of the business and affairs, including investment policies and procedures, or to cause a change in management, even if they are unsatisfied with the performance of the Partnership's Managing General Partner.

In addition, the Partnership's Managing General Partner's board of directors has broad discretion to change the investment policies and procedures and is able to increase the percentage of the adjusted assets that may be invested in private equity funds, capital markets funds, or additional investments, which would be a significant change from the investment objectives described in the Partnership's prospectus. AAA unitholders do not have any right to refuse to consent to a change in the Investment Partnership's investment policies and procedures.

Critical Accounting Policies

The preparation of financial statements in conformity with U.S. GAAP requires the making of certain estimates and assumptions that could materially affect the amounts reported in the financial statements and related notes. For a description of our significant accounting policies, see Note 2 to the financial statements of the Partnership and the Investment Partnership. Critical accounting policies are those policies that are the most important to the financial statements and/or those that require significant management judgment related to matters that are uncertain. The following valuation policies are considered critical accounting policies due to the judgment and significance involved in their applications. The development and selection of these policies and their related disclosures have been reviewed by the board of directors of our Managing General Partner and the board of directors of the Managing Investment Partner.

Valuation of Investments

Our Managing General Partner's board of directors is responsible for reviewing and approving valuations of investments that are carried as assets in our financial statements, and the board of directors of the Managing Investment Partner is responsible for reviewing and approving valuations of investments that are carried as assets in the Investment Partnership's financial statements. Because valuing investments requires the application of valuation principles to the specific facts and circumstances of the investments, in satisfying their responsibilities, each board of directors utilizes the services of Apollo Alternative Assets and its affiliates to estimate the investment values. An investment for which a market quotation is readily available is valued using a market price or a quoted price from an active market which is either directly or indirectly observable for the investment as of the end of the applicable accounting period. An investment for which a market quotation is not readily available is valued at the investment's fair value as of the end of the applicable accounting period as determined in good faith. While there is no single method for determining fair value in good faith, the methodologies described below are generally followed when the fair value of an individual investment is determined.

Management's Discussion and Analysis of Financial Condition and Results of Operations

Value of Limited Partner Interest in the Investment Partnership

Our limited partner interest in the Investment Partnership does not have a readily available market value and is valued using fair value pricing. Such limited partner interest is generally valued at an amount that is equal to the aggregate value of the assets of the Investment Partnership that would be received if such assets were sold or transferred in an orderly transaction between market participants as of a measurement date, and the distribution of the net proceeds from such sales were distributed to our partnership in accordance with the Investment Partnership's limited partnership agreement. This amount is generally expected to be equal to the Investment Partnership's net asset value as of the valuation date, as adjusted to reflect the allocation of net assets to the Investment Partnership's General Partner. The Investment Partnership's net asset value is expected to increase or decrease from time to time based on the amount of investment income, operating expenses and realized gains and losses on the sale or repayment of investments, if any, that it records and the net changes in the appreciation and depreciation of the investments that it carries as assets in its financial statements. Such investments consist of limited partner interests in Apollo-sponsored private equity funds, co-investments in portfolio companies of Apollo-sponsored private equity funds, opportunistic investments and temporary investments, which are valued using market prices or fair value pricing as described below.

Value of Interests in Apollo-Sponsored Private Equity and Capital Markets Funds

Our interests in Apollo-sponsored private equity funds and capital markets funds do not have a readily available market and are generally valued using the following methodology. Each interest is generally valued at an amount that is equal to the aggregate unrealized value of the fund's portfolio company investments that the holder of the interest would receive if such investments were sold or transferred in an orderly transaction between market participants as of a measurement date, and the distribution of the net proceeds from such sales were distributed to investors in accordance with the documentation governing the fund. The Investment Partnership may be required to value such investments at a premium or discount if other factors lead the Managing Investment Partner to conclude that the net asset values do not represent fair value. Each fund's net asset value will increase or decrease from time to time based on the amount of investment income, operating expenses and realized gains and losses on the sale or repayment of investments, if any, that the fund records and the net changes in the appreciation and depreciation of the investments that it carries as assets in its financial statements. Each fund's assets are expected to consist of investments in portfolio companies, which are expected to be individually valued using the valuation methodologies for co-investments in portfolio companies and other equity investments that are described below.

Values of Co-Investments in Portfolio Companies and opportunistic investments

Depending on the circumstances, co-investments in portfolio companies of Apollo-sponsored private equity funds and equity investments that are made in other companies as opportunistic investments may be publicly traded, in which case the investments are valued using period-end

Management's Discussion and Analysis of Financial Condition and Results of Operations

quoted market prices, or non-publicly traded, in which case the investments are valued at their fair value as determined in good faith. When market prices are used, they do not necessarily take into account various factors which may affect the value that the Investment Partnership would actually be able to realize in the future, such as the possible illiquidity associated with larger ownership positions, subsequent illiquidity in a market for a company's securities, future market price volatility or the potential for a future loss in market value based on poor industry conditions or the market's view of overall company and management performance.

When determining fair value when no market value exists, the value attributed to an investment is generally based on the enterprise value at which the underlying company could be sold or transferred in an orderly transaction between market participants as of a measurement date. A market multiple approach that considers a specific financial measure (such as Earnings Before Interest, Taxes, Depreciation and Amortization ("EBITDA"), adjusted EBITDA, cash flow, net income, revenues, or net asset value), a discounted cash flow approach, an option valuation methodology or a liquidation analysis is generally used. Consideration may also be given to such factors as the company's historical and projected financial data, valuations given to comparable companies, the size and scope of the company's operations, expectations relating to the market's receptivity to an offering of the company's securities, any control associated with interest in the company that is held by Apollo and its affiliates, including the Investment Partnership, information with respect to transactions or offers for the portfolio company's securities (including the transaction pursuant to which the investment was made and the period of time that has elapsed from the date of the investment to the valuation date), applicable restrictions on transfer, industry information and assumptions, general economic and market conditions and other factors deemed relevant.

Taxes and Maintenance of Status as Partnerships for U.S. Federal Tax Purposes

AAA and the Investment Partnership are not taxable entities in Guernsey, have made protective elections to be treated as partnerships for U.S. federal income tax purposes and incur no U.S. federal income tax liability. Each unitholder is required to take into account its allocable share of items of income, gain, loss and deduction of the partnership in computing its U.S. federal income tax liability regardless of whether cash distributions are made.

Our investment policies and procedures provide that our investments must be made in a manner that permits AAA and the Investment Partnership to continue to be treated as partnerships for U.S. federal income tax purposes. To maintain compliance with this requirement, under current U.S. federal income tax laws, 90% or more of each partnership's respective gross income (determined by reference to gross income included in determining taxable income for U.S. federal income tax purposes) for every taxable year, including any short year resulting from a termination under Section 708 of the U.S. Internal Revenue Code, will be required to consist of "qualifying income" as defined in Section 7704 of the U.S. Internal Revenue Code. Qualifying income generally includes, among other things:

Management's Discussion and Analysis of Financial Condition and Results of Operations

- interest not derived in the conduct of a financial or insurance business or excluded from the term "interest" under section 856(f) of the U.S. Internal Revenue Code;
- dividends; and
- any gain from the disposition of a capital asset held for the production of qualifying interest or dividends.

Recent Accounting and Reporting Developments

In April 2011, the FASB amended existing guidance for agreements to transfer financial assets that both entitle and obligate the transferor to repurchase or redeem the financial assets before their maturity. The amendments remove from the assessment of effective control the criterion requiring the transferor to have the ability to repurchase or redeem the financial assets on substantially the agreed terms, even in the event of default by the transferee and the collateral maintenance implementation guidance related to that criterion. The guidance is effective for the first interim or annual period beginning on or after December 15, 2011 and is to be applied prospectively. The adoption of this guidance did not have a material impact on the financial statements of the Partnership and Investment Partnership.

In May 2011, the FASB issued an update which includes amendments that result in common fair value measurement and disclosure requirements in U.S. GAAP and IFRSs. Consequently, the amendments change the wording used to describe many of the requirements in U.S. GAAP for measuring fair value and for disclosing information about fair value measurements. The guidance also requires enhanced disclosures about fair value measurements, including, among other things, (a) for fair value measurements categorized within Level III of the fair value hierarchy, (1) a quantitative disclosure of the unobservable inputs and assumptions used in the measurement, (2) the valuation process used by the reporting entity, and (3) a narrative description of the sensitivity of the fair value measurement to changes in unobservable inputs and the interrelationships between those unobservable inputs, if any, and (b) the categorization by level of the fair value hierarchy for items that are not measured at fair value in the statement of financial position but for which the fair value is required to be disclosed (for example, a financial instrument that is measured at amortized cost in the statement of financial position but for which fair value is disclosed). The guidance also amends disclosure requirements for significant transfers between Level I and Level II and now requires disclosure of all transfers between Levels I and II in the fair value hierarchy. The update is effective for interim and annual periods beginning after December 15, 2011 for public entities with the amendments to be applied prospectively. The impact of the guidance is primarily limited to enhanced disclosure. The adoption did not have a material impact on the Partnership's financial statements and resulted in enhanced disclosures contained within Note 3 of the Investment Partnership's financial statements.

Management's Discussion and Analysis of Financial Condition and Results of Operations

In December 2011, the FASB issued amended guidance which will enhance disclosures required by U.S. GAAP by requiring improved information about financial instruments and derivative instruments that are either (1) offset or (2) subject to an enforceable master netting arrangement or similar agreement, irrespective of whether they are offset. This information will enable users of an entity's financial statements to evaluate the effect or potential effect of netting arrangements on an entity's financial position, including the effect or potential effect of rights of setoff associated with certain financial instruments and derivative instruments. An entity is required to apply the amendments for annual reporting periods beginning on or after January 1, 2013, and interim periods within those annual periods. An entity should provide the disclosures required by those amendments retrospectively for all comparative periods presented. The Partnership and Investment Partnership are in the process of evaluating the impact that this guidance will have on its financial statements.

Management's Discussion and Analysis of Financial Condition and Results of Operations

This page intentionally left blank.

Financial Statements of AP Alternative Assets, L.P.

Index to Financial Statements

	PAGE
Independent Review Report to the General Partner of AP Alternative Assets, L.P.	F-2
Statement of Assets and Liabilities as of March 31, 2012 (unaudited) and December 31, 2011	F-4
Statement of Operations (unaudited) for the three months ended March 31, 2012 and 2011	F-5
Statement of Changes in Net Assets for the three months ended March 31, 2012 (unaudited) and for the year ended December 31, 2011	F-6
Statement of Cash Flows (unaudited) for the three months ended March 31, 2012 and 2011	F-7
Notes to Financial Statements (unaudited)	F-8

Financial Statements of AP Alternative Assets, L.P.

Independent Review Report to the General Partner of AP Alternative Assets, L.P.

We have been engaged by AAA Guernsey Limited (the “General Partner”) to review the set of financial statements in the quarterly financial report of AP Alternative Assets, L.P. as of March 31, 2012 and December 31, 2011, and for the three months ended March 31, 2012 and 2011, which comprises the Statement of Assets and Liabilities, Statement of Operations, Statement of Changes in Net Assets, the Statement of Cash Flows and related Notes 1 to 8. We have read the other information contained in the quarterly financial report and considered whether it contains any apparent misstatements or material inconsistencies with the information in the set of financial statements.

This report is made solely to the General Partner in accordance with International Standard on Review Engagements 2410 issued by the Auditing Practices Board. Our work has been undertaken so that we might state to the General Partner those matters we are required to state to them in an independent review report and for no other purpose. To the fullest extent permitted by law, we do not accept or assume responsibility to anyone other than the General Partner, for our review work, for this report, or for the conclusions we have formed.

General Partner’s responsibilities

The quarterly financial report is the responsibility of, and has been approved by, the General Partner. The General Partner is responsible for preparing the quarterly financial report in accordance with the Limited Partnership Agreement.

As disclosed in Note 2, the quarterly financial information included in this quarterly financial report has been prepared in accordance with accounting principles generally accepted in the United States of America (U.S. GAAP).

Our responsibility

Our responsibility is to express to the General Partner a conclusion on the set of financial statements in the quarterly financial report based on our review.

Scope of Review

We conducted our review in accordance with International Standard on Review Engagements (UK and Ireland) 2410, “Review of Interim Financial Information Performed by the Independent Auditor of the Entity” issued by the Auditing Practices Board for use in the United Kingdom. A review of interim financial information consists of making inquiries, primarily of persons responsible for financial and accounting matters, and applying analytical and other review procedures. A review is substantially less in scope than an audit conducted in accordance with International Standards on Auditing (UK and Ireland) and consequently does not enable us to

Financial Statements of AP Alternative Assets, L.P.

obtain assurance that we would become aware of all significant matters that might be identified in an audit. Accordingly, we do not express an audit opinion.

Conclusion

Based on our review, nothing has come to our attention that causes us to believe that the set of financial statements in the quarterly financial report as of March 31, 2012 and December 31, 2011, and for the three months ended March 31, 2012 and 2011 are not prepared, in all material respects, in accordance with U.S. GAAP.

Fair Value of Investments

Without qualifying our review conclusion, we draw attention to the disclosures made in Note 2 concerning the valuation of investments. The Directors of the General Partner have estimated the fair value of the investment in AAA Investment L.P. at \$1,581.8 million (100.0% of total assets) and \$1,480.2 million (100.0% of total assets) as at March 31, 2012 and December 31, 2011, respectively, in the absence of a readily determinable market value. However, because of the inherent uncertainty of the valuation, the estimated value may differ materially from the value that would have been realized had a disposal of the investments been made between a willing buyer and seller.

Deloitte LLP
Chartered Accountants
Guernsey, Channel Islands
7 May 2012

Financial Statements of AP Alternative Assets, L.P.

AP ALTERNATIVE ASSETS, L.P. STATEMENT OF ASSETS AND LIABILITIES (in thousands, except per unit amounts)		
	As of March 31, 2012 (unaudited)	As of December 31, 2011
ASSETS		
Investment in AAA Investments, L.P. (cost of \$1,610,928 and \$1,662,999 at March 31, 2012 and December 31, 2011, respectively)	\$ 1,581,773	\$ 1,480,152
Other assets	131	327
TOTAL ASSETS	1,581,904	1,480,479
LIABILITIES		
Accounts payable and accrued liabilities	866	727
Due to affiliates	871	229
NET ASSETS	\$ 1,580,167	\$ 1,479,523
NET ASSETS CONSIST OF:		
Partners' capital contribution, 85,183,200 and 90,183,200 net common units outstanding at March 31, 2012 and December 31, 2011, respectively)	\$ 1,733,489	\$ 1,783,810
Partners' capital distributions	(112,210)	(110,139)
Accumulated decrease in assets resulting from operations	(41,112)	(194,148)
	\$ 1,580,167	\$ 1,479,523
Net asset value per common unit	\$ 18.55	\$ 16.41
Market price per common unit	\$ 9.45	\$ 8.45
See accompanying notes to financial statements.		

Financial Statements of AP Alternative Assets, L.P.

AP ALTERNATIVE ASSETS, L.P. STATEMENT OF OPERATIONS (unaudited) (in thousands)		
	For the Three Months Ended March 31, 2012	For the Three Months Ended March 31, 2011
INVESTMENT INCOME (LOSS) (ALLOCATED FROM AAA INVESTMENTS, L.P.)		
Interest, dividends and gains from short-term investments	\$ 10,178	\$ 4,777
Expenses	(9,388)	(8,117)
	790	(3,340)
EXPENSES		
General and administrative expenses	(656)	(626)
NET INVESTMENT INCOME (LOSS)	134	(3,966)
REALIZED AND UNREALIZED GAINS FROM INVESTMENTS (ALLOCATED FROM AAA INVESTMENTS, L.P.)		
Net realized gains from sales/dispositions on investments	13,964	22,060
Net change in unrealized depreciation on investments	138,938	121,380
NET GAIN FROM INVESTMENTS	152,902	143,440
NET INCREASE IN NET ASSETS RESULTING FROM OPERATIONS	\$ 153,036	\$ 139,474
See accompanying notes to financial statements.		

Financial Statements of AP Alternative Assets, L.P.

AP ALTERNATIVE ASSETS, L.P. STATEMENT OF CHANGES IN NET ASSETS (in thousands)		
	For the Three Months Ended March 31, 2012 (unaudited)	For the Year Ended December 31, 2011
INCREASE (DECREASE) IN NET ASSETS RESULTING FROM OPERATIONS		
Net investment income	\$ 134	\$ 1,331
Net gain (loss) from investments (allocated from AAA Investments, L.P.)	152,902	(127,826)
Net increase (decrease) in net assets resulting from operations	153,036	(126,495)
NET CHANGE FROM CAPITAL TRANSACTIONS		
Partners' capital distributions	(2,071)	(31,130)
Partners' capital contributions	—	432
Purchase of common units	(50,321)	—
Net decrease in net assets resulting from capital transactions	(52,392)	(30,698)
TOTAL INCREASE (DECREASE) IN NET ASSETS	100,644	(157,193)
NET ASSETS — Beginning of period	1,479,523	1,636,716
NET ASSETS — End of period	\$ 1,580,167	\$ 1,479,523
See accompanying notes to financial statements.		

Financial Statements of AP Alternative Assets, L.P.

AP ALTERNATIVE ASSETS, L.P. STATEMENT OF CASH FLOWS (unaudited) (in thousands)		
	For the Three Months Ended March 31, 2012	For the Three Months Ended March 31, 2011
CASH FLOWS FROM OPERATING ACTIVITIES:		
Net increase in net assets resulting from operations	\$ 153,036	\$ 139,474
Adjustments to reconcile net increase in net assets resulting from operations to net cash flows provided by operating activities:		
Net investment (income) loss (allocated from AAA Investments, L.P.)	(790)	3,340
Net gain from investments (allocated from AAA Investments, L.P.)	(152,902)	(143,440)
Changes in operating assets and liabilities:		
Dividend from AAA Investments, L.P.	50,000	—
Decrease in other assets	196	229
Increase in accounts payable, accrued liabilities and due to affiliates	781	397
Net cash flows provided by operating activities	50,321	—
CASH FLOWS FROM FINANCING ACTIVITIES:		
Purchase of common units	(50,321)	—
Net cash flows used in financing activities	(50,321)	—
NET CHANGE IN CASH AND CASH EQUIVALENTS	—	—
CASH AND CASH EQUIVALENTS — Beginning of period	\$ —	\$ —
CASH AND CASH EQUIVALENTS — End of period	\$ —	\$ —
Supplemental Schedule of Non-Cash Financing Activities —		
Partners' capital distribution (paid by Investment Partnership)	\$ 2,071	\$ —
See accompanying notes to financial statements.		

Financial Statements of AP Alternative Assets, L.P.

Notes to Financial Statements

1. BUSINESS

AP Alternative Assets, L.P. (“AAA” or the “Partnership”) is a Guernsey limited partnership whose partners are comprised of (i) AAA Guernsey Limited (the “Managing General Partner”), which holds 100% of the general partner interests in AAA, and (ii) the holders of common units representing limited partner interests in AAA. The common units are non-voting and are listed on NYSE Euronext in Amsterdam, the regulated market of Euronext Amsterdam N.V., under the symbol “AAA”.

The Managing General Partner is a Guernsey limited company and is owned 55% by an individual who is not an affiliate of Apollo Global Management, LLC and its subsidiaries (collectively “Apollo”) and 45% by Apollo Principal Holdings III, L.P., an affiliate of Apollo. The Managing General Partner is responsible for managing the business and affairs of AAA. The Partnership’s business consists of making investments in, and co-investments with, Apollo-sponsored private equity funds, capital markets-focused funds or opportunistic investments. The Partnership may also invest in additional capital markets funds, private equity funds and opportunistic investments identified by Apollo Alternative Assets, L.P. (“Apollo Alternative Assets”, the investment manager to both AAA and the Investment Partnership – see Note 5, “Relationship with Apollo and Related Party Transactions”), and in temporary investments that are made in connection with cash management activities. AAA generally makes all of these investments through AAA Investments, L.P. (the “Investment Partnership”), of which AAA is the sole limited partner. The financial statements of the Investment Partnership, including a schedule of investments, are included elsewhere with this report and should be read in conjunction with the Partnership’s financial statements.

AAA is regulated under the Authorised Closed-ended Investment Scheme Rules 2008 issued by the Guernsey Financial Services Commission (“GFSC”) with effect from December 15, 2008 under The Protection of Investors (Bailiwick of Guernsey) Law 1987, as amended (the “New Rules”). AAA is deemed to be an authorized closed-ended investment scheme under the New Rules.

The Partnership’s investment policies and procedures, which were developed by Apollo Alternative Assets, currently provide that, among other things, over time the Investment Partnership will invest approximately 90% of its capital in Apollo-sponsored funds and private equity transactions and, subject to market conditions, target approximately 50% or more in private equity type investments.

AAA’s investment policies and procedures provide that it or the Investment Partnership may make investments in common equity securities, preferred securities, limited partner interests, general partner interests, derivative instruments, debt securities and loans (including residential mortgage loans, residential mortgage-backed securities, commercial mortgages, commercial mortgage-backed securities, other asset-backed securities and bridge loans), money market

Financial Statements of AP Alternative Assets, L.P.

securities, cash, cash equivalents, money market instruments, government securities and any other type of security, loan or financial instrument, provided that the investments otherwise comply with AAA's investment policies and procedures. Because AAA's investment policies and procedures require that its investments be made in a manner that permits it and the Investment Partnership to continue to be treated as partnerships for U.S. federal income tax purposes, neither AAA nor the Investment Partnership will be permitted to engage in lending activities that would result in AAA or the Investment Partnership being treated as engaged in a financial business.

AAA's and the Investment Partnership's investment policies and procedures anticipate that they may use leverage. As their service provider, Apollo Alternative Assets generally has broad discretion to determine the extent to which investments use leverage and is not required to obtain specific approval from the Managing General Partner's board of directors for the use of leverage.

2. SUMMARY OF SIGNIFICANT ACCOUNTING POLICIES

Basis of Presentation—These financial statements have been prepared in accordance with accounting principles generally accepted in the United States of America ("U.S. GAAP") and are presented in U.S. dollars. The Partnership and the Investment Partnership follow the Financial Accounting Standards Board ("FASB") Accounting Standards Codification (the "Codification") as the source of authoritative accounting principles in the preparation of financial statements in conformity with U.S. GAAP.

AAA does not consolidate the results of operations, assets or liabilities of the Investment Partnership in its financial statements. The financial statements of the Investment Partnership, including a schedule of investments, are included elsewhere with this report and should be read in conjunction with the Partnership's financial statements. AAA has recorded its allocated investment (loss) income and realized and unrealized gains (losses) from investments from the Investment Partnership within the Statement of Operations. Management has evaluated all subsequent events or transactions for potential recognition or disclosure through May 7, 2012, the date of these financial statements.

AAA utilizes an annual reporting schedule comprised of four three-month quarters, with an annual accounting period ending on December 31. The quarterly periods end on March 31, June 30, September 30 and December 31. The financial results presented herein include activity for the three months ended March 31, 2012 and 2011 and its financial position at March 31, 2012 and December 31, 2011.

The preparation of financial statements in conformity with U.S. GAAP requires the making of certain estimates and assumptions that could materially affect the amounts reported in the financial statements and related notes. Actual results could differ materially from these estimates.

The Managing General Partner has reviewed the Partnership's current cash balance and its future obligations and expects the Partnership to continue as a going concern for at least the next year. As also detailed under "Management's Overview – Liquidity and Capital Resources" included

Financial Statements of AP Alternative Assets, L.P.

elsewhere within this report, this assessment is based on the Partnership's expected operating expenses, and because its sources of liquidity depend primarily on distributions by the Investment Partnership, the Investment Partnership's historic and predicted timing of capital calls for its unfunded commitments, present sources of liquidity, borrowing facilities and the ability to raise cash through sales of investments and other activities.

Significant accounting policies are those policies that are the most important to the financial statements and/or those that require significant management judgment related to matters that are uncertain. The following valuation policies are considered critical accounting policies due to the judgment and significance involved in their applications. The development and selection of these policies and their related disclosures have been reviewed by the board of directors of the Managing General Partner and the board of directors of AAA MIP Limited (the "Managing Investment Partner").

Valuation of Limited Partner Interests—AAA records its investment in the Investment Partnership at fair value. Valuation of securities held by the Investment Partnership is further discussed in the notes to the Investment Partnership's financial statements, which are included elsewhere in this report.

AAA's investment in the Investment Partnership is valued at \$1,581.8 million (100.1% of net assets) and \$1,480.2 million (100.0% of net assets) as of March 31, 2012 and December 31, 2011, respectively. Such investment's fair value has been estimated by the Managing General Partner's board of directors in the absence of readily determinable fair values. However, because of the inherent uncertainty of the valuation, the estimated value may differ materially from the value that would have been realized had a disposal of the investment been made between a willing buyer and seller. Additionally, widespread economic uncertainty, slowing capital and consumer spending, indeterminate credit markets, volatile equity returns and the entry of powerful new entities such as sovereign wealth funds into the global investment landscape could have effects on the fair value of such investments in future periods.

An investment for which a market quotation is not readily available is valued at the investment's fair value as of the end of the applicable accounting period as determined in good faith by the Managing General Partner and the Managing Investment Partner. AAA's investments in limited partner interests in the Investment Partnership do not have a readily available market and are valued by the Managing General Partner and are recorded at the estimated fair value. Such limited partner interests are generally valued at an amount that is equal to the aggregate unrealized value of the assets of the Investment Partnership that AAA would receive if such assets were sold in orderly dispositions over a reasonable period of time between willing parties other than in a forced or liquidation sale, and the distribution of the net proceeds from such sale were distributed to AAA in accordance with the Investment Partnership's limited partnership agreement. This amount is generally expected to be equal to the Investment Partnership's net asset value as of the valuation date, as adjusted to reflect the allocation of net assets to the Investment Partnership's General Partner. The Investment Partnership's net asset value is expected to increase or decrease from time to time based on the amount of investment income,

Financial Statements of AP Alternative Assets, L.P.

operating expenses and realized gains and losses on the sale or repayment of investments, if any, that it records and the net changes in the appreciation and depreciation of the investments that it carries as assets in its financial statements.

Fair Value of Financial Instruments—U.S. GAAP requires the disclosure of the estimated fair value of financial instruments. The fair value of a financial instrument is the amount at which the instrument could be exchanged in a current transaction between willing parties, other than in a forced or liquidation sale. AAA's financial instruments are recorded at fair value or at amounts whose carrying value approximates fair value. See the valuation policy for limited partner interests above.

Net Investment Income (Loss) and Net Gain from Investments—The Partnership records its proportionate share of the Investment Partnership's investment income, expenses and realized and unrealized gains and losses on investments.

Expenses—As the results of operations of the Investment Partnership are not consolidated in AAA's financial statements, the general and administrative expenses are limited to the expenses that AAA directly incurs. These expenses consist primarily of professional fees, directors' fees that the Managing General Partner pays to its independent directors, insurance and other administrative costs.

Neither AAA nor its Managing General Partner employs any of the individuals who carry out the day-to-day management and operations of AAA. The investment professionals and other personnel that carry out investment and other activities are members of the Managing General Partner or employees of Apollo. Their services are provided to AAA or for its benefit in accordance with the services agreement with Apollo Alternative Assets. None of these individuals, including the Managing General Partner's chief financial officer, are required to be dedicated full-time to the business of the Partnership.

Taxes—The Partnership is not subject to income taxes in Guernsey and is taxable as a partnership for U.S. federal and state income tax purposes. As a partnership, AAA incurs no U.S. federal or state income tax liability directly, and instead, each partner is required to take into account its allocable share of items of income, gain, loss and deduction in computing its U.S. federal or state income tax liability. The Partnership has filed U.S. federal and state tax returns for the 2010, 2009 and 2008 tax years. The tax years from 2008 to 2010 are subject to the possibility of an audit until the expiration of the applicable statute of limitations.

The Partnership follows U.S. GAAP when accounting for uncertainty in income taxes recognized in the financial statements. This guidance prescribes a recognition threshold and measurement attribute for the financial statement recognition and measurement of a tax position taken or expected to be taken in a tax return. This provides guidance on derecognition, classification, interest and penalties, accounting in interim periods, disclosure and transition.

Financial Statements of AP Alternative Assets, L.P.

Distribution Policy—The Partnership may make cash distributions (which would be payable to all unitholders) in an amount in U.S. dollars which if paid would generally expected to be sufficient to permit U.S. unitholders to fund their estimated U.S. tax obligations (including any federal, state and local income taxes) with respect to their distributive share of net income or gain, after taking into account any withholding tax imposed on the Partnership. For any particular unitholder, such distributions (if made) may not be sufficient to pay the unitholder's actual U.S. or non-U.S. tax liability. Under AAA's limited partnership agreement, distributions to the unitholders will be made only as determined by the Managing General Partner in its sole discretion. There is no assurance that distributions will be made. It has been determined that in 2012, the Partnership will not make a tax distribution related to the 2011 taxable income generated by the Partnership, and at the current time, intends to retain the available cash that would have otherwise been available to pay a tax distribution to further enable the Partnership to execute tender offers or make other acquisitions of units if and when deemed appropriate.

Recent Accounting Pronouncements— In April 2011, the FASB amended existing guidance for agreements to transfer financial assets that both entitle and obligate the transferor to repurchase or redeem the financial assets before their maturity. The amendments remove from the assessment of effective control the criterion requiring the transferor to have the ability to repurchase or redeem the financial assets on substantially the agreed terms, even in the event of default by the transferee and the collateral maintenance implementation guidance related to that criterion. The guidance is effective for the first interim or annual period beginning on or after December 15, 2011 and is to be applied prospectively. The adoption of this guidance did not have a material impact on the financial statements of the Partnership.

In May 2011, the FASB issued an update which includes amendments that result in common fair value measurement and disclosure requirements in U.S. GAAP and IFRSs. Consequently, the amendments change the wording used to describe many of the requirements in U.S. GAAP for measuring fair value and for disclosing information about fair value measurements. The guidance also requires enhanced disclosures about fair value measurements, including, among other things, (a) for fair value measurements categorized within Level III of the fair value hierarchy, (1) a quantitative disclosure of the unobservable inputs and assumptions used in the measurement, (2) the valuation process used by the reporting entity, and (3) a narrative description of the sensitivity of the fair value measurement to changes in unobservable inputs and the interrelationships between those unobservable inputs, if any, and (b) the categorization by level of the fair value hierarchy for items that are not measured at fair value in the statement of financial position but for which the fair value is required to be disclosed (for example, a financial instrument that is measured at amortized cost in the statement of financial position but for which fair value is disclosed). The guidance also amends disclosure requirements for significant transfers between Level I and Level II and now requires disclosure of all transfers between Levels I and II in the fair value hierarchy. The update is effective for interim and annual periods beginning after December 15, 2011 for public entities with the amendments to be applied prospectively. The impact of the guidance is primarily limited to enhanced disclosure. The adoption did not have a material impact on the Partnership's financial statements.

Financial Statements of AP Alternative Assets, L.P.

In December 2011, the FASB issued amended guidance which will enhance disclosures required by U.S. GAAP by requiring improved information about financial instruments and derivative instruments that are either (1) offset or (2) subject to an enforceable master netting arrangement or similar agreement, irrespective of whether they are offset. This information will enable users of an entity's financial statements to evaluate the effect or potential effect of netting arrangements on an entity's financial position, including the effect or potential effect of rights of setoff associated with certain financial instruments and derivative instruments. An entity is required to apply the amendments for annual reporting periods beginning on or after January 1, 2013, and interim periods within those annual periods. An entity should provide the disclosures required by those amendments retrospectively for all comparative periods presented. The Partnership and Investment Partnership are in the process of evaluating the impact that this guidance will have on its financial statements.

3. INVESTMENTS IN LIMITED PARTNER INTERESTS OF THE INVESTMENT PARTNERSHIP

At March 31, 2012 and December 31, 2011, AAA's only investment consisted of limited partner interests in the Investment Partnership. AAA makes all of its investments through the Investment Partnership, and it is expected that AAA's only substantial assets will be limited partner interests in the Investment Partnership. Although investments made with AAA's capital by the Investment Partnership do not appear as investments in AAA's financial statements, AAA is the primary beneficiary of such investments and bears substantially all of the risk of loss.

From time to time, the Investment Partnership makes distributions to or on behalf of AAA to assist AAA in making cash distributions to its unitholders in accordance with AAA's distribution policy and to allow AAA to pay its operating expenses as they become due.

Fair Value Measurements

In accordance with U.S. GAAP, the Partnership prioritizes and ranks the level of market price observability used in measuring its investments at fair value. Market price observability is impacted by a number of factors, including the type of investment and the characteristics specific to the investment. Investments with readily available active quoted prices or for which fair value can be measured from actively quoted prices generally will have a higher degree of market price observability and a lesser degree of judgment used in measuring fair value.

Investments measured and reported at fair value are classified and disclosed in one of the following categories:

Level I—Quoted prices are available in active markets for identical investments as of the reporting date. The types of investments included in Level I include listed equities, securities and listed derivatives. AAA and the Investment Partnership do not adjust the quoted price for these investments, even in situations where Apollo holds a large position and a sale could reasonably impact the quoted price.

Financial Statements of AP Alternative Assets, L.P.

Level II—Pricing inputs are other than quoted prices in active markets, which are either directly or indirectly observable as of the reporting date, and fair value is determined through the use of models or other valuation methodologies. Investments which are generally included in this category include corporate bonds and loans, less liquid and restricted equity securities and certain over-the-counter derivatives.

Level III—Pricing inputs are unobservable for the investment and includes situations where there is little, if any, market activity for the investment. The inputs into the determination of fair value require significant management judgment or estimation. Investments that are included in this category generally include general and limited partnership interests in corporate private equity and real estate funds, mezzanine funds, funds of hedge funds, distressed debt and non-investment grade residual interests in securitizations and collateralized debt obligations.

In certain cases, the inputs used to measure fair value may fall into different levels of the fair value hierarchy. In such cases, an investment's level within the fair value hierarchy is based on the lowest level of input that is significant to the fair value measurement. AAA's assessment of the significance of a particular input to the fair value measurement in its entirety requires judgment, and considers factors specific to the investment.

The following table summarizes the valuation of the Partnership's investments in fair value hierarchy levels:

<i>(in thousands)</i>				
	Total	Level I	Level II	Level III
As of March 31, 2012				
Investment in AAA Investments, L.P.	\$ 1,581,773	\$ —	\$ —	\$ 1,581,773
As of December 31, 2011				
Investment in AAA Investments, L.P.	\$ 1,480,152	\$ —	\$ —	\$ 1,480,152

As of March 31, 2012 and December 31, 2011, the Partnership's Level III investment is valued based on the Net Asset Value of the Investment Partnership (which in turn is based on the Investment Partnership's underlying investments which are valued based on broker quotes and the enterprise values at which the company believes it could be sold or transferred in an orderly transaction between market participants as of the measurement date. A market multiple approach that considers a specific financial measure, a discounted cash flow approach, an option valuation methodology or a liquidation analysis is generally used).

The change in the investment measured at fair value for which the Partnership has used Level III inputs to determine fair value is as follows:

Financial Statements of AP Alternative Assets, L.P.

<i>(in thousands)</i>	For the Three Months Ended March 31, 2012	For the Year Ended December 31, 2011
Beginning Balance	\$ 1,480,152	\$ 1,637,091
Purchases	—	432
Distributions	(52,071)	(33,425)
Unrealized gains (losses)	153,692	(123,946)
Ending Balance	<u>\$ 1,581,773</u>	<u>\$ 1,480,152</u>

As of March 31, 2012 and December 31, 2011, AAA had unrealized losses on Level III investments of \$29.2 million and \$182.8 million, respectively.

4. CAPITAL TRANSACTIONS

At March 31, 2012 and December 31, 2011, AAA had 85,183,200 and 90,183,200, respectively, net common units outstanding, inclusive of 135,167 of common units held in treasury.

On February 10, 2012, AAA announced a tender offer (the “February Tender Offer”) to purchase a portion of its outstanding units at prices ranging from \$9.20 to \$10.70 per unit. In accordance with the terms of the Tender Offer and under a prior mandate of the board of directors of AAA Guernsey Limited, AAA purchased 5.0 million common units and restricted depositary units (“RDUs”) (together “Units”) at \$10.00 per unit for total consideration of \$50.0 million (\$50.3 million inclusive of estimated expenses). The Investment Partnership made a distribution to AAA for the amount of the February Tender Offer and expects to make distributions to cover any related expenses. The Units acquired in the February Tender Offer were cancelled.

Apollo Alternative Assets intends to continue monitoring the trading performance of AAA in the market and may, from time to time, seek to purchase units either directly or through one or more affiliates, when regulatory and market conditions permit.

In addition, under the services agreement, Apollo has agreed to cause its affiliates to acquire additional common units of AAA on a quarterly basis in an amount equal to 25% of the aggregate after-tax cash distributions, if any, that are made to AAA and its affiliates pursuant to the carried interests and incentive distribution rights that are applicable to investments that are made through the Investment Partnership. In 2011, the Board of Directors of the Managing General Partner agreed with Apollo Alternative Assets to amend and restate the services agreement. The amendments require Apollo Alternative Assets (or its affiliates) to purchase common units or restricted depositary units in the market rather than subscribing for and being issued new common units or restricted depositary units when making a reinvestment of a portion of its carried interests from AAA. Apollo shall not be required to make these market purchases in any quarter where the amount of allocable carried interest to be reinvested is de minimis, and in such event the allocable carried interest will be rolled forward to subsequent quarters until such time as it is of a sufficient size to be used to acquire common units. In addition Apollo shall not be obliged to make acquisitions of units or restricted depositary units in a particular quarter where the market price has increased above a pre-defined threshold. In such circumstances the

Financial Statements of AP Alternative Assets, L.P.

allocable carried interest shall again be rolled over to the subsequent quarter. This is being done to reduce the risk of market manipulation of the unit price. Where Apollo has been unable to invest its allocable carried interest in three consecutive quarters or open window periods, whichever is longer, it shall be obliged to invest the relevant allocable carried interest by way of a subscription for new units or restricted depositary units on the same basis as done prior to this amendment or (at its option) purchase in the market at whatever price is available. No lock-up shall be imposed on the units or restricted depositary units acquired by Apollo pursuant to the above arrangement as such a lock-up would have the effect of reducing liquidity of the units and restricted depositary units.

In July 2011 and April 2011, AAA issued 10,076 common units and 24,482 common units, respectively, in the form of restricted depositary units, to AAA Holdings, L.P. (“AAA Holdings”), an affiliate of Apollo, at a price per unit of \$12.31 and \$12.56, respectively. The units issued were subscribed for by AAA Holdings in fulfillment of Apollo’s obligation to reinvest a portion of the carried interests received by it in respect of investments made by the Investment Partnership as set forth in its prospectus. Common units issued to AAA’s affiliates in connection with the carried interest reinvestment program are subject to a general prohibition on transfer for a period of three years from the date of issuance.

AAA has established a restricted deposit facility for a portion of its common units pursuant to which common units are deposited with a depository bank in exchange for restricted depositary units that are evidenced by restricted depositary receipts, subject to compliance with applicable ownership and transfer restrictions. The restricted depositary units have not been listed on any securities exchange.

During the three months ended March 31, 2012, the Investment Partnership made partners’ capital distributions of \$52.1 million to or on behalf of AAA, of which \$50.0 related to the February Tender Offer and the remaining for tax withholdings on dividends received.

During the year ended December 31, 2011, the Investment Partnership made partners’ capital distributions of \$33.4 million to or on behalf of AAA, primarily related to AAA’s cash distributions to unitholders, tax withholdings on dividends received and payment of operating expenses. On June 22, 2011, AAA paid a distribution of \$0.31 per unit, or \$28.0 million in aggregate, to unitholders of record immediately after the close of business of June 10, 2011. In addition, during 2011, AAA is deemed to have made distributions of \$3.2 million to its unitholders for tax withholdings on dividends received.

5. RELATIONSHIP WITH APOLLO AND RELATED PARTY TRANSACTIONS

Subject to the supervision of the board of directors of the Managing General Partner and the board of directors of the Managing Investment Partner, Apollo, through a services agreement with Apollo Alternative Assets, is responsible for selecting, evaluating, structuring, performing due diligence, negotiating, executing, monitoring and exiting the investments of AAA, as well as investments of the Investment Partnership and for managing the uninvested cash of the

Financial Statements of AP Alternative Assets, L.P.

Investment Partnership. These investment activities are carried out by Apollo's investment professionals and Apollo's investment committee pursuant to the services agreement or under the investment management agreements between Apollo and its private equity funds. As the service provider, Apollo Alternative Assets' involvement in the investments of the Investment Partnership relate primarily to investments in Apollo-sponsored capital markets funds, direct co-investments in portfolio companies of Apollo-sponsored private equity funds, other investments including an opportunistic investment in an entity formed by Apollo, and cash management activities. Apollo, and/or its affiliates, also receive directly from portfolio companies in which the Investment Partnership has direct or indirect investments, transaction, management and other fees related to services provided in connection with acquisitions of such portfolio companies and ongoing management services rendered to such portfolio companies.

Services Agreement and Management Fee—AAA, the Managing General Partner, the Investment Partnership, its General Partner, and the Managing Investment Partner have entered into a services agreement with Apollo Alternative Assets pursuant to which Apollo Alternative Assets has agreed to provide certain investment, financial advisory, operational and other services to them.

Under the services agreement, Apollo Alternative Assets is responsible for the day-to-day operations of the service recipients and is subject at all times to the supervision of their respective governing bodies, including the board of directors of the Managing General Partner and the board of directors of the Managing Investment Partner.

Under the services agreement, AAA and the other service recipients have jointly and severally agreed to pay Apollo Alternative Assets a quarterly management fee, payable in arrears.

The services agreement contains certain provisions requiring AAA to indemnify Apollo and its affiliates with respect to all claims, liabilities, losses, costs, expenses or damages arising from the services agreement or the services provided by Apollo Alternative Assets, except to the extent that such claims, liabilities, losses, costs, expenses or damages are finally determined by a court of competent jurisdiction to have resulted from the indemnified person's willful misconduct or gross negligence. The Investment Partnership has historically not incurred any liabilities as a result of these guarantees and does not expect to in the future. Accordingly, no liability has been recorded in the accompanying financial statements.

Due to Affiliates—Included in due to affiliates at March 31, 2012 and December 31, 2011 is \$0.9 million and \$0.2 million, respectively, payable to the Investment Partnership for expense reimbursements.

Personal Interests of Directors—Certain directors of the Managing General Partner, the Managing Investment Partner and Apollo Alternative Assets GP Limited, the general partner of Apollo Alternative Assets, the manager of the Investment Partnership, participate in certain of the investments in which the Investment Partnership invests.

Financial Statements of AP Alternative Assets, L.P.

The following is a summary of the personal interests of the directors in such investments at fair value:

<i>(in thousands)</i>	As of March 31, 2012	As of December 31, 2011
Apollo Strategic Value Offshore Fund, Ltd.	\$ 341	\$ 327
AP Investment Europe Limited	1,733	1,624
Apollo Asia Opportunity Offshore Fund, Ltd.	5,306	5,146
Apollo European Principal Finance Fund, L.P.	4,033	4,074
Apollo Investment Fund VI, L.P.	85,212	73,778
Apollo Investment Fund VII, L.P.	68,246	58,704

In addition, certain directors of the Managing General Partner, the Managing Investment Partner and Apollo Alternative Assets GP Limited are AAA unitholders. At March 31, 2012 and December 31, 2011, the directors owned 2,274,297 units and 2,255,984 units of AAA, respectively. This excludes 2.0 million and 2.2 million units owned by an affiliate of Apollo, which certain directors are deemed to beneficially own at March 31, 2012 and December 31, 2011, respectively.

Financial Statements of AP Alternative Assets, L.P.

6. FINANCIAL HIGHLIGHTS

Financial highlights for AAA were as follows:

<i>(in thousands, except per unit amounts)</i>	For the Three Months Ended March 31, 2012	For the Three Months Ended March 31, 2011
Per unit operating performance:		
Net asset value at the beginning of the period	\$ 16.41	\$ 18.16
Income (loss) from investment operations:		
Net investment income (loss)	0.00	(0.05)
Net gain from investments	1.72	1.59
Total from investment operations	1.72	1.54
Capital distributions	(0.02)	—
Share repurchases	(0.57)	—
Accretion from share repurchases/effect of dilution	1.01	—
Net asset value at end of the period	\$ 18.55	\$ 19.70
Total return	42.11%	34.09%
Percentage and supplemental data:		
Net assets at the end of the period	\$ 1,580,167	\$ 1,776,190
Ratio to average net assets:		
Expenses	2.73%	2.06%
Investment loss	(0.08)%	(0.93)%

These financial highlights have been calculated using a methodology in accordance with U.S. GAAP. The total return and ratios to average net assets have been presented on an annualized basis and were calculated on a weighted average basis.

AAA's turnover ratios for the three months ended March 31, 2012 and 2011 were (2)% and 0%, respectively.

7. COMMITMENTS AND CONTINGENCIES

AAA may, from time to time, be party to various legal actions arising in the ordinary course of business including claims and litigations, reviews, investigations or proceedings by governmental and self regulatory agencies regarding their respective businesses. It is the opinion of the Managing General Partner and Managing Investment Partner, after consultation with counsel, that there are presently no existing matters that would result in a material adverse effect on the financial condition of the Partnership.

Financial Statements of AP Alternative Assets, L.P.

As of March 31, 2012, AAA had no outstanding commitments for future funding.

8. SUBSEQUENT EVENTS

Subsequent to March 31, 2012, the boards of directors of the Managing General Partner and the Managing Investment Partner authorized Apollo Alternative Assets to implement a unit purchase program for AAA to purchase through December 31, 2012, either directly or through one or more of its affiliates, AAA Units. The authority of Apollo Alternative Assets is currently limited to a maximum aggregate consideration of \$50.0 million. Such repurchases may take the form of tender offers, block trades, on-market buyback program, direct off-market trades or other forms of repurchase. In light of these approvals, on April 20, 2012, AAA announced the April Tender Offer to purchase a portion of its outstanding units for a maximum aggregate payment of up to \$50.0 million of cash. The April Tender Offer will be conducted as a modified “Dutch Auction” with investors able to tender their units at prices ranging from \$9.00 to \$10.50 per unit. Eligible unitholders and restricted depositary unitholders will be able to apply to tender none, any or all of their units. All units will be repurchased at the same price, which will be the lowest price level at which \$50.0 million of units can be repurchased (“April Tender Clearing Price”). The tender will be filled in the order of tender elections from the lowest price tendered to the highest, but not to exceed the April Tender Clearing Price. AAA will not acquire units which have been tendered above the April Tender Clearing Price. The April Tender Offer is expected to be open to holders of units that (i) do not reside in and are not citizens of Italy, Japan, Australia or South Africa and (ii) are, in the case of unit holders that reside in or are citizens of the United Kingdom, persons (i) who are investment professionals falling within Article 19(5) of the Financial Services and Markets Act (Financial Promotion) Order 2005 (the “Order”), or (ii) who are high net worth companies falling within Article 49(2)(a) of the Order, or (iii) who are other persons to whom the April Tender Offer may be lawfully communicated.

Financial Statements of AAA Investments, L.P.

Index to Financial Statements

	PAGE
Independent Review Report to the General Partner of AAA Investments, L.P.	F-22
Statement of Assets and Liabilities as of March 31, 2012 (unaudited) and December 31, 2011	F-24
Schedule of Investments as of March 31, 2012 (unaudited) and December 31, 2011	F-25
Statement of Operations (unaudited) for the three months ended March 31, 2012 and 2011	F-27
Statement of Changes in Net Assets for the three months ended March 31, 2012 (unaudited) and year ended December 31, 2011	F-28
Statement of Cash Flows (unaudited) for the three months ended March 31, 2012 and 2011	F-29
Notes to Financial Statements (unaudited)	F-30

Financial Statements of AAA Investments, L.P.

Independent Review Report to the General Partner of AAA Investments, L.P.

We have been engaged by AAA MIP Limited (the "General Partner") to review the set of financial statements in the quarterly financial report of AAA Investments, L.P. as of March 31, 2012 and December 31, 2011, and for the three months ended March 31, 2012 and 2011, which comprises the Statement of Assets and Liabilities, Statement of Operations, Schedule of Investments, Statement of Changes in Net Assets, the Statement of Cash Flows and related Notes 1 to 9. We have read the other information contained in the quarterly financial report and considered whether it contains any apparent misstatements or material inconsistencies with the information in the set of financial statements.

This report is made solely to the General Partner in accordance with International Standard on Review Engagements 2410 issued by the Auditing Practices Board. Our work has been undertaken so that we might state to the General Partner those matters we are required to state to them in an independent review report and for no other purpose. To the fullest extent permitted by law, we do not accept or assume responsibility to anyone other than the General Partner, for our review work, for this report, or for the conclusions we have formed.

General Partner's responsibilities

The quarterly financial report is the responsibility of, and has been approved by, the General Partner. The General Partner is responsible for preparing the quarterly financial report in accordance with the Limited Partnership Agreement.

As disclosed in Note 2, the quarterly financial information included in this quarterly financial report has been prepared in accordance with Accounting Principles Generally Accepted in the United States of America (U.S. GAAP).

Our responsibility

Our responsibility is to express to the General Partner a conclusion on the set of financial statements in the quarterly financial report based on our review.

Scope of Review

We conducted our review in accordance with International Standard on Review Engagements (UK and Ireland) 2410, "Review of Interim Financial Information Performed by the Independent Auditor of the Entity" issued by the Auditing Practices Board for use in the United Kingdom. A review of interim financial information consists of making inquiries, primarily of persons responsible for financial and accounting matters, and applying analytical and other review procedures. A review is substantially less in scope than an audit conducted in accordance with

Financial Statements of AAA Investments, L.P.

International Standards on Auditing (UK and Ireland) and consequently does not enable us to obtain assurance that we would become aware of all significant matters that might be identified in an audit. Accordingly, we do not express an audit opinion.

Conclusion

Based on our review, nothing has come to our attention that causes us to believe that the set of financial statements in the quarterly financial report as of March 31, 2012 and December 31, 2011, and for the three months ended March 31, 2012 and 2011 are not prepared, in all material respects, in accordance with U.S. GAAP.

Fair Value of Investments

Without qualifying our review conclusion, we draw attention to the disclosures made in Note 2 concerning the valuation of investments. The Directors of the General Partner have estimated the fair value of certain investments at \$1,491.1 million (74.3% of the total assets) and \$1,590.3 million (83.1% of total assets) at March 31, 2012 and December 31, 2011, respectively in the absence of readily determinable market value. However, because of the inherent uncertainty of the valuation, the estimated value may differ materially from the value that would have been realized had a disposal of the investments been made between a willing buyer and seller.

Deloitte LLP
Chartered Accountants
Guernsey, Channel Islands
7 May 2012

Financial Statements of AAA Investments, L.P.

AAA INVESTMENTS, L.P. STATEMENT OF ASSETS AND LIABILITIES (in thousands)		
	As of March 31, 2012 (unaudited)	As of December 31, 2011
ASSETS		
Investments:		
Co-investments – Apollo Investment Fund VI and Apollo Investment Fund VII at fair value (cost of \$1,023,608 in 2012 and \$1,026,471 in 2011)	\$ 1,024,968	\$ 903,745
Investment in Apollo Strategic Value Offshore Fund, Ltd. at fair value (cost of \$105,889 in 2012 and \$105,889 in 2011)	176,768	164,811
Investment in Apollo Asia Opportunity Offshore Fund, Ltd. at fair value (cost of \$84,811 in 2012 and \$88,166 in 2011)	84,196	86,329
Investment in Other Apollo Capital Markets Funds at fair value (cost of \$227,033 in 2012 and \$244,610 in 2011)	63,823	80,630
Investment in Opportunistic Investment at fair value (cost of \$358,241 in 2012 and \$358,241 in 2011)	431,600	430,800
Investment in Other Opportunistic Investment at fair value (cost of \$14,660 in 2012 and \$12,953 in 2011)	14,108	12,214
Total Investments	1,795,463	1,678,529
Cash and cash equivalents	204,774	229,892
Other assets	2,506	2,349
Due from affiliates	3,644	3,002
TOTAL ASSETS	2,006,387	1,913,772
LIABILITIES		
Borrowings under credit facility	402,500	402,500
Accounts payable and accrued liabilities	2,074	1,228
Due to affiliates	4,993	6,944
NET ASSETS	\$ 1,596,820	\$ 1,503,100
NET ASSETS CONSIST OF		
Partners' capital	\$ 1,591,727	\$ 1,651,794
Accumulated increase (decrease) in net assets resulting from operations	5,093	(148,694)
	\$ 1,596,820	\$ 1,503,100
See accompanying notes to financial statements.		

Financial Statements of AAA Investments, L.P.

AAA INVESTMENTS, L.P. SCHEDULE OF INVESTMENTS (in thousands)			
	Cost	Fair Value	Fair Value as a Percentage of Net Assets
As of March 31, 2012 (unaudited):			
Co-investments in Apollo Investment Fund VI and Apollo Investment Fund VII portfolio companies:			
Rexnord Corporation	\$ 37,461	\$ 164,986	10.3%
LeverageSource, L.P.	139,913	127,691	8.0%
NCL Corporation	98,906	85,800	5.4%
All others ⁽¹⁾	747,328	646,491	40.5%
	<u>1,023,608</u>	<u>1,024,968</u>	<u>64.2%</u>
Apollo Strategic Value Offshore Fund, Ltd. ⁽²⁾	105,889	176,768	11.1%
Apollo Asia Opportunity Offshore Fund, Ltd.	84,811	84,196	5.2%
Other Apollo Capital Markets Funds	227,033	63,823	4.0%
Opportunistic Investment – Apollo Life Re Ltd.	358,241	431,600	27.0%
Other Opportunistic Investment	14,660	14,108	0.9%
Total Investments	\$ 1,814,242	\$ 1,795,463	112.4%
As of December 31, 2011:			
Co-investments in Apollo Investment Fund VI and Apollo Investment Fund VII portfolio companies:			
Rexnord Corporation	\$ 37,461	\$ 139,100	9.3%
LeverageSource, L.P.	139,913	102,834	6.8%
Momentive Performance Materials Holdings Inc. ⁽³⁾	80,657	85,300	5.7%
All others ⁽¹⁾	768,440	576,511	38.3%
	<u>1,026,471</u>	<u>903,745</u>	<u>60.1%</u>
Apollo Strategic Value Offshore Fund, Ltd. ⁽²⁾	105,889	164,811	11.0%
Apollo Asia Opportunity Offshore Fund, Ltd.	88,166	86,329	5.7%
Other Apollo Capital Markets Funds	244,610	80,630	5.4%
Opportunistic Investment - Apollo Life Re Ltd.	358,241	430,800	28.7%
Other Opportunistic Investment	12,953	12,214	0.8%
Total Investments	\$ 1,836,330	\$ 1,678,529	111.7%
See accompanying notes to financial statements.			

- (1) The Investment Partnership owns equity, as a private equity co-investment and converted from debt positions, and debt, through its investments in Autumnleaf, L.P. and Apollo Fund VI BC, L.P. in CEVA Logistics. The Investment Partnership's combined share of these debt and equity investments is greater than 5% of the Investment Partnership's net asset value and is valued at \$122.2 million and \$75.2 million at March 31, 2012 and December 31, 2011, respectively.
- (2) Apollo Strategic Value Offshore Fund has an ownership interest in a special purpose vehicle, Apollo VIF/SVF Bradco LLC, which owns interests in Bradco Supply Corporation. The Investment Partnership's share of this investment is greater than 5% of the Investment Partnership's net asset value and is valued at \$94.4 million and \$80.9 million at March 31, 2012 and December 31, 2011, respectively.
- (3) In addition to the Investment Partnership's private equity co-investment in Momentive Performance Materials Holdings Inc. ("Momentive") noted above, the Investment Partnership has an ownership interest in the debt of Momentive. The Investment Partnership's combined share of these debt and equity investments is greater than 5% of the Investment Partnership's net asset value and is valued at \$85.9 million at December 31, 2011.

Financial Statements of AAA Investments, L.P.

AAA INVESTMENTS, L.P. SCHEDULE OF INVESTMENTS (continued) (in thousands)

	Cost	Fair Value	Fair Value as a Percentage of Net Assets
As of March 31, 2012 (unaudited):			
Investments by Geography:			
North America	\$ 1,446,444	\$ 1,557,333	97.5%
Europe	282,987	153,934	9.6%
Asia Pacific	84,811	84,196	5.3%
	<u>\$ 1,814,242</u>	<u>\$ 1,795,463</u>	<u>112.4%</u>
Investments by Industry:			
Financial & Business Services	\$ 489,754	\$ 443,375	27.8%
Affiliated Fund	417,732	324,786	20.3%
Media, Cable & Leisure	386,632	224,258	14.1%
Manufacturing & Industrial	39,599	166,686	10.4%
Consumer & Retail	120,944	154,100	9.7%
Packaging & Materials	20,819	102,809	6.4%
Chemicals	80,605	75,510	4.7%
Distribution & Transportation	41,581	73,629	4.6%
Other	216,576	230,310	14.4%
	<u>\$ 1,814,242</u>	<u>\$ 1,795,463</u>	<u>112.4%</u>
As of December 31, 2011:			
Investments by Geography:			
North America	\$ 1,473,003	\$ 1,481,285	98.5%
Europe	275,161	110,915	7.4%
Asia Pacific	88,166	86,329	5.8%
	<u>\$ 1,836,330</u>	<u>\$ 1,678,529</u>	<u>111.7%</u>
Investments by Industry:			
Financial & Business Services	\$ 489,754	\$ 441,796	29.4%
Affiliated Fund	438,666	331,770	22.1%
Media, Cable & Leisure	388,504	214,441	14.3%
Consumer & Retail	120,944	150,300	10.0%
Manufacturing & Industrial	39,599	141,000	9.4%
Packaging & Materials	21,799	91,151	6.0%
Chemicals	80,657	85,300	5.7%
Distribution & Transportation	17,885	16,575	1.1%
Other	238,522	206,196	13.7%
	<u>\$ 1,836,330</u>	<u>\$ 1,678,529</u>	<u>111.7%</u>
See accompanying notes to financial statements.			

Financial Statements of AAA Investments, L.P.

AAA INVESTMENTS, L.P. STATEMENT OF OPERATIONS (unaudited) (in thousands)		
	For the Three Months Ended March 31, 2012	For the Three Months Ended March 31, 2011
INVESTMENT INCOME:		
Interest, dividends and gains from short-term investments	\$ 10,184	\$ 4,779
EXPENSES:		
Management fees	(4,493)	(4,654)
General and administrative expenses	(4,898)	(3,465)
NET INVESTMENT INCOME (LOSS)	793	(3,340)
REALIZED AND UNREALIZED GAINS FROM INVESTMENTS		
Net realized gains from sales/dispositions on investments	13,972	22,072
Net change in unrealized depreciation/appreciation on investments	139,022	124,467
NET GAIN FROM INVESTMENTS	152,994	146,539
NET INCREASE IN NET ASSETS RESULTING FROM OPERATIONS	\$ 153,787	\$ 143,199
See accompanying notes to financial statements.		

Financial Statements of AAA Investments, L.P.

AAA INVESTMENTS, L.P. STATEMENT OF CHANGES IN NET ASSETS (in thousands)			
	General Partner	Limited Partner	Total
For the Year Ended December 31, 2011:			
NET ASSETS — December 31, 2010	\$ 13,516	\$ 1,637,091	\$ 1,650,607
INCREASE IN NET ASSETS FROM OPERATIONS			
Net investment income	12	3,880	3,892
Net gain (loss) from investments	9,438	(127,826)	(118,388)
Net increase (decrease) in net assets resulting from operations:	9,450	(123,946)	(114,496)
NET DECREASE FROM CAPITAL TRANSACTIONS:			
Partners' capital contributions	—	432	432
Partners' capital distributions	(18)	(33,425)	(33,443)
Net change from capital transactions	(18)	(32,993)	(33,011)
TOTAL INCREASE (DECREASE) IN NET ASSETS	9,432	(156,939)	(147,507)
NET ASSETS — December 31, 2011	\$ 22,948	\$ 1,480,152	\$ 1,503,100
For the Three Months Ended March 31, 2012 (unaudited):			
NET INCREASE IN NET ASSETS FROM OPERATIONS			
Net investment income	3	790	793
Net gain from investments	92	152,902	152,994
Net increase in net assets resulting from operations:	95	153,692	153,787
NET DECREASE FROM CAPITAL TRANSACTIONS:			
Partners' capital distributions	(7,996)	(52,071)	(60,067)
Net change from capital transactions	(7,996)	(52,071)	(60,067)
TOTAL (DECREASE) INCREASE IN NET ASSETS	(7,901)	101,621	93,720
NET ASSETS — March 31, 2012	\$ 15,047	\$ 1,581,773	\$ 1,596,820
See accompanying notes to financial statements.			

Financial Statements of AAA Investments, L.P.

AAA INVESTMENTS, L.P. STATEMENT OF CASH FLOWS (unaudited) (in thousands)		
	For the Three Months Ended March 31, 2012	For the Three Months Ended March 31, 2011
CASH FLOWS FROM OPERATING ACTIVITIES		
Net increase in net assets resulting from operations	\$ 153,787	\$ 143,199
Adjustments to reconcile net increase in net assets resulting from operations to net cash flows provided by operating activities:		
Net change in unrealized depreciation/appreciation on investments	(139,022)	(124,467)
Net realized gains from sales/dispositions on investments	(13,972)	(22,072)
Changes in operating assets and liabilities:		
Investment in Other Apollo Capital Markets Funds	—	(8,300)
Distributions/Proceeds from Other Apollo Capital Markets Funds	18,917	18,169
Distributions from Asia Opportunity Offshore Fund, Ltd.	3,770	4,961
Investments in portfolio companies	(59)	(549)
Proceeds from portfolio companies	15,151	41,708
Investments in opportunistic investment	—	(100,000)
Proceeds from opportunistic investment	—	100,000
Investments in other opportunistic investments	(1,719)	—
Increase in other assets and due from affiliates	(799)	(92)
Decrease in accounts payable, accrued liabilities and due to affiliates	(1,105)	(1,040)
Net cash flows provided by operating activities	34,949	51,517
CASH FLOWS FROM FINANCING ACTIVITIES:		
Partners' capital distributions	(60,067)	—
Net cash flows used in financing activities	(60,067)	—
NET (DECREASE) INCREASE IN CASH AND CASH EQUIVALENTS	(25,118)	51,517
CASH AND CASH EQUIVALENTS — Beginning of period	229,892	349,599
CASH AND CASH EQUIVALENTS — End of period	\$ 204,774	\$ 401,116
Supplemental Disclosure of Cash Flow Information — Interest Paid	\$ 3,424	\$ 2,146
See accompanying notes to financial statements.		

Financial Statements of AAA Investments, L.P.

Notes to Financial Statements

1. BUSINESS

AAA Investments, L.P. (the “Investment Partnership”) is a Guernsey limited partnership that is comprised of (i) AAA Associates, L.P. (the “General Partner”), which holds 100% of the General Partner interests in the Investment Partnership and is responsible for managing its business and affairs, and (ii) AP Alternative Assets, L.P. (“AAA” or the “Partnership”), which holds 100% of the limited partner interests in the Investment Partnership and does not participate in the management of the business and affairs of the Investment Partnership. Because the General Partner is itself a Guernsey limited partnership, its general partner, AAA MIP Limited (the “Managing Investment Partner”), a Guernsey limited company that is owned 55% by an individual who is not an affiliate of Apollo Global Management, LLC and its subsidiaries (collectively “Apollo”), and 45% by Apollo Principal Holdings III, L.P., an affiliate of Apollo, effectively is responsible for managing the Investment Partnership’s business and affairs.

The Investment Partnership is the partnership through which AAA and the General Partner make investments. These investments include investments in Apollo-sponsored private equity funds, capital markets-focused funds or opportunistic investments. The investments in private equity consist primarily of (i) co-investments alongside private equity funds sponsored by Apollo, and (ii) purchases of secondary interests in such funds. AAA currently has co-investment agreements with Apollo Investment Fund VI, L.P., together with its parallel investment vehicles, (“Apollo Investment Fund VI”) and Apollo Investment Fund VII, L.P., together with its parallel investment vehicles, (“Apollo Investment Fund VII”). In addition to investments in private equity, capital will be deployed through investments in, or co-investment arrangements with, Apollo’s capital markets-focused funds, including the Apollo Strategic Value Offshore Fund, Ltd. (“Apollo Strategic Value Fund”) (an Apollo-sponsored debt and equity investment fund focused on value-oriented and distressed securities), AP Investment Europe Limited (“Apollo Investment Europe”) (the Apollo-sponsored European mezzanine and leveraged debt investment vehicle), Apollo Asia Opportunity Offshore Fund, Ltd. (“Apollo Asia Opportunity Fund”) (the Apollo-sponsored vehicle focused on value driven, mezzanine and special opportunity corporate investments in the Asia Pacific region), and the Apollo European Principal Finance Fund, L.P. (“EPF”) (the Apollo-sponsored vehicle focused on opportunities in the non-performing loans (“NPLs”) sector in Europe. Capital is also deployed through opportunistic investments sponsored by Apollo, including investments in Apollo Life Re Ltd. and GA Data Holdings Ltd. Apollo Life Re Ltd. is an Apollo-sponsored vehicle that owns the majority of the equity of Athene Holding Ltd. (“Athene”), the parent of Athene Life Re Ltd., a Bermuda-based reinsurance company focused on the life reinsurance sector, Athene Annuity & Life Assurance Company (formerly Liberty Life Insurance Company), a recently acquired Delaware-domiciled (formerly South Carolina domiciled) stock life insurance company focused on retail sales and reinsurance in the retirement services market, Investor Insurance Corporation, a recently acquired Delaware-domiciled stock life insurance company focused on the retirement services market and Athene Life Insurance Company, a recently organized Indiana-domiciled stock life insurance company

Financial Statements of AAA Investments, L.P.

focused on the institutional GIC-backed note and funding agreement markets. GA Data Holdings Ltd. is a real estate joint venture established to acquire and redevelop a data center located in the United Kingdom. AAA may also invest in additional capital markets funds, private equity funds and investments identified by Apollo Alternative Assets, L.P. (“Apollo Alternative Assets,” the investment manager to both the Investment Partnership and the Partnership – see Note 6, “Relationship with Apollo and Related Party Transactions”), opportunistic investments and in temporary investments that are made in connection with cash management activities. The Investment Partnership’s limited partnership agreement provides that the investments made by the Investment Partnership must comply with the investment policies and procedures that are established from time to time by the board of directors of AAA’s general partner, AAA Guernsey Limited (the “Managing General Partner”).

In connection with the Investment Partnership’s credit facility, substantially all of the net assets of the Investment Manager are held through a series of wholly owned Guernsey limited partnerships, AAA Guarantor – SVF, L.P., AAA Guarantor – AIE, L.P., AAA Guarantor – Athene, L.P., AAA Guarantor – Co-Invest VI, L.P., AAA Guarantor – Co-Invest VII, L.P., AAA Guarantor – Apollo Credit Senior Loan Fund, L.P., AAA Guarantor – Temp, L.P., AAA Guarantor – EPF, L.P., AAA Guarantor – Asia, L.P., AAA Guarantor – GSS, L.P., AAA Guarantor – India, L.P. and AAA Guarantor – Distressed Debt, L.P. (collectively “AAA Guarantors”), that guarantee the credit facility. The AAA Guarantors make and hold all direct and indirect investments on behalf of the Investment Partnership. The financial statements of the Investment Partnership include the accounts of the wholly owned and consolidated AAA Guarantors.

The Investment Partnership’s limited partnership agreement provides that the investments it makes must comply with the investment policies and procedures that are established from time to time by the Managing General Partner’s board of directors on behalf of AAA. The Partnership’s investment policies and procedures, which were developed by Apollo Alternative Assets, currently provide that, among other things, over time the Investment Partnership will invest approximately 90% of its capital in Apollo-sponsored funds and private equity transactions and, subject to market conditions, target approximately 50% or more in private equity type investments. In addition, the investment policies and procedures provide that the Investment Partnership cannot make any investment or commit to make any investment that would result in AAA or the Investment Partnership being deemed to have been formed for the purpose of making such investment under the provisions of the U.S. Investment Company Act of 1940 and related rules. Depending on the facts and circumstances, this restriction may limit the amount of capital that the Investment Partnership may invest, or commit to invest, in a single investment fund or other entity. The Investment Partnership is required to limit the amount which it is permitted to invest in any single investment fund to 40% of the Investment Partnership’s gross assets, although this limit will not apply to the aggregate amount it is able to commit to any co-investment program alongside any Apollo private equity fund.

The Investment Partnership’s investment policies and procedures anticipate that it may use leverage. As their service provider, Apollo Alternative Assets generally has broad discretion to

Financial Statements of AAA Investments, L.P.

determine the extent to which investments use leverage and is not required to obtain specific approval from the Managing General Partner's board of directors for the use of leverage.

2. SUMMARY OF SIGNIFICANT ACCOUNTING POLICIES

Basis of Presentation—These financial statements have been prepared in accordance with accounting principles generally accepted in the United States of America ("U.S. GAAP") and are presented in U.S. dollars. The Partnership and the Investment Partnership follow the Financial Accounting Standards Board ("FASB") Accounting Standards Codification (the "Codification") as the source of authoritative accounting principles in the preparation of financial statements in conformity with U.S. GAAP.

The financial statements include the financial statements of the Investment Partnership and its wholly owned subsidiaries. All intercompany balances and transactions have been eliminated in consolidation. The Investment Partnership utilizes the U.S. dollar as its functional currency. Management has evaluated all subsequent events or transactions for potential recognition or disclosure through May 7, 2012, the date of these financial statements.

The Investment Partnership utilizes an annual reporting schedule comprised of four three-month quarters with an annual accounting period ending on December 31. The quarterly periods end on March 31, June 30, September 30 and December 31. The financial results presented herein include the Investment Partnership's activity for the three months ended March 31, 2012 and 2011, and its financial position as of March 31, 2012 and December 31, 2011.

The preparation of financial statements in conformity with U.S. GAAP requires the making of certain estimates and assumptions that could materially affect the amounts reported in the financial statements and related notes. Actual results could differ materially from these estimates.

The Managing Investment Partner has reviewed the current cash balance of the Investment Partnership and its future obligations and expects the Investment Partnership to continue as a going concern for at least the next year. As also detailed under "Management's Overview – Liquidity and Capital Resources" included elsewhere within this report, this assessment is based on historic and predicted timing of capital calls for the Investment Partnership's unfunded commitments, its expected operating expenses, present sources of liquidity, its borrowing facilities and the ability to raise cash through sales of investments and other activities.

Significant accounting policies are those policies that are the most important to the financial statements and/or those that require significant management judgment related to matters that are uncertain. The following valuation policies are considered critical accounting policies due to the judgment and significance involved in their applications. The development and selection of these policies and their related disclosure have been reviewed by the board of directors of the Managing General Partner and the board of directors of the Managing Investment Partner.

Valuation of Investments—The investments carried as assets in the Investment Partnership's financial statements are recorded at fair value. The Managing General Partner's board of

Financial Statements of AAA Investments, L.P.

directors is responsible for reviewing and approving valuations of investments that are carried as assets in the Investment Partnership's financial statements. Because valuing investments requires the application of valuation principles to the specific facts and circumstances of the investments, in satisfying its responsibilities, the Managing General Partner's board of directors utilizes the services of Apollo Alternative Assets, who makes calculations as to investment value, and the services of independent valuation firms, who performs certain agreed upon procedures with respect to valuations that are prepared by Apollo Alternative Assets to confirm that such valuations are reasonable at each reporting date. An investment for which a market quotation is readily available is valued using the market price or the quoted price from an active market which is either directly or indirectly observable for the investment as of the end of the applicable accounting period. An investment for which a market quotation is not readily available is valued at the investment's fair value as of the end of the applicable accounting period as determined by the Managing General Partner's board of directors in good faith.

The Investment Manager utilizes a valuation committee consisting of members from senior management that review and approve the valuation results related to our direct private equity co-investments, opportunistic investments and the underlying investments in the capital markets funds. The Investment Manager also retains independent valuation firms to provide third-party valuation consulting services, which consist of certain limited procedures that management identifies and requests them to perform. The limited procedures provided by the independent valuation firms assist management with validating the Investment Partnership's valuation.

Due to the inherent uncertainty of the valuation, the estimated value may differ materially from the value that would have been realized had a disposal of the investments been made between a willing buyer and seller. Additionally, widespread economic uncertainty, slowing capital and consumer spending, indeterminate credit markets, volatile equity returns and the entry of powerful new entities such as sovereign wealth funds into the global investment landscape could have effects on the fair values of such investments in the future periods. As part of the valuation process, the Managing Investment Partner considers whether any investments are permanently impaired. The impact of a permanent impairment is the realization of the loss from unrealized depreciation on investments. There were no impairments recorded during the three months ended March 31, 2012 and 2011.

Values of Interests in Apollo-Sponsored Private Equity and Capital Markets Funds—The Investment Partnership's interests in Apollo-sponsored private equity funds or its capital markets funds do not have a readily available market value and generally are valued using fair value pricing. Each interest is generally valued at an amount that is equal to the aggregate unrealized value of the fund's portfolio company investments that the holder of the interest would receive if such investments were sold or transferred in an orderly transaction between market participants as of the measurement date, and the distribution of the net proceeds from such sales were distributed to investors in accordance with the documentation governing the fund. The Investment Partnership may be required to value such investments at a premium or discount to net asset value if other factors lead the Managing General Partner's board of directors to conclude that net asset value does not represent fair value. Each fund's net asset value is

Financial Statements of AAA Investments, L.P.

expected to increase or decrease from time to time based on the amount of investment income, operating expenses and realized gains and losses on the sale or repayment of investments, if any, that the fund records and the net changes in the appreciation and depreciation of the investments that it carries as assets in its financial statements.

Values of Co-Investments in Portfolio Companies of Apollo-Sponsored Private Equity Funds and Opportunistic Investments—Depending on the circumstances, the Investment Partnership’s co-investments in portfolio companies of Apollo-sponsored private equity funds and equity investments that are made in other companies as investments may be publicly traded, in which case the investments are valued using period-end quoted market prices, or non-publicly traded, in which case the investments are valued at their fair value as estimated in good faith. When market prices are used, they do not necessarily take into account various factors which may affect the value that would actually be able to be realized in the future, such as the possible illiquidity associated with a larger ownership position, subsequent illiquidity in a market for a company’s securities, future market price volatility or the potential for a future loss in market value based on poor industry conditions or the market’s view of overall company and management performance.

When determining fair value pricing when no market value exists, the value attributed to an investment is based on the enterprise value at which the company could be sold or transferred in an orderly transaction between market participants as of a measurement date. A market multiple approach that considers a specific financial measure (such as earnings before interest, taxes, depreciation and amortization “EBITDA”, adjusted EBITDA, cash flow, net income, revenues or net asset value), a discounted cash flow approach, an option valuation methodology or a liquidation analysis is generally used. Consideration may also be given to such factors as the company’s historical and projected financial data, valuations given to comparable companies, the size and scope of the company’s operations, the company’s strengths, weaknesses, expectations relating to the market’s receptivity to an offering of the company’s securities, the size of Apollo’s holding in the portfolio company and any control associated with interests in the company that is held by Apollo and its affiliates, including the Investment Partnership, information with respect to transactions or offers for the portfolio company’s securities (including the transaction pursuant to which the investment was made and the period of time that has elapsed from the date of the investment to the valuation date), applicable restrictions on transfer, industry information and assumptions, general economic and market conditions and other factors deemed relevant.

Value of Temporary Investments—The investments that the Investment Partnership will carry as assets in its financial statements are expected to include investments that constitute temporary investments. Initially, these temporary investments will result primarily from cash proceeds received from the issuance of common units prior to those proceeds being fully invested in investments over time. In addition, from time to time this cash is expected to be paid out in the form of distributions and dividends on equity investments, payments of interest and principal on fixed income investments and cash consideration received in connection with the disposal of investments. Temporary investments will be valued using readily available market prices.

Financial Statements of AAA Investments, L.P.

Fair Value of Financial Instruments—U.S. GAAP requires the disclosure of the estimated fair value of financial instruments. The fair value of a financial instrument is the amount at which the instrument could be exchanged in a current transaction between willing parties, other than in a forced or liquidation sale. Except for the debt obligation related to the credit facility, the Investment Partnership's financial instruments are recorded at fair value or at amounts whose carrying value approximates fair value. See the valuation policy for Investments above and Note 5 – Credit Facility.

Foreign Currency—The foreign currency denominated investments of the Investment Partnership are translated into U.S. dollar amounts at the date of the statement of assets and liabilities. Purchases and sales of foreign currency denominated investments are translated into U.S. dollars on the respective dates of such transactions. The Investment Partnership does not isolate that portion of the results of operations resulting from changes in foreign exchange rates on investments from the fluctuations arising from changes in value. Such fluctuations are included within the net realized gains from sales/dispositions and net change in unrealized appreciation/depreciation on investments in the statement of operations. At March 31, 2012 the foreign denominated investments on the books of the Investment Partnership are CEVA Logistics, Countrywide Plc, Apollo Investment Europe, Apollo European Principal Finance Fund, and GA Data Holdings Ltd. For the three months ended March 31, 2012 and 2011, included in net change in unrealized depreciation/appreciation on investments is \$4.4 million and \$11.6 million, respectively, related to exchange rate fluctuations on foreign denominated investments.

Cash and Cash Equivalents—Cash and cash equivalents consist of cash held in bank and liquid investments with maturities, at the date of acquisitions, not exceeding 90 days. Surplus cash may be invested in government securities, cash equivalents, money market instruments, asset-backed securities and other investment grade securities. At March 31, 2012 and December 31, 2011, cash and cash equivalents were primarily comprised of investments in money market funds sponsored by a U.S. financial institution, which are considered to be Level I in the fair value hierarchy.

Other Assets—At March 31, 2012 and December 31, 2011, other assets were primarily comprised of interest receivable, debt financing costs and prepaid insurance. Prepaid insurance is amortized on a straight-line basis over the related policy periods. Debt financing costs are amortized over the life of the credit facility.

Capital— Distributable earnings (losses) are allocated to AAA and the General Partner in accordance with the limited partnership agreement.

Income Recognition—The assets of the Investment Partnership generate investment income in the form of dividends and interest. Income is recognized when earned. The Investment Partnership also records income in the form of unrealized appreciation or depreciation of its investments, as well as from realized gains and losses on the sale of investments. Any new unrealized appreciation or depreciation in the value on investments is recorded as an increase or decrease in the unrealized appreciation or depreciation of investments. This occurs at the end of

Financial Statements of AAA Investments, L.P.

each month-end accounting period when investments are valued. See “Valuation of Investments,” above. Security transactions are accounted for on the trade date (the date the order to buy or sell is executed). Realized gains and losses on sales of securities are determined on the identified costs basis.

Expenses—Expenses are recorded as incurred. Under a services agreement, the Investment Partnership, along with the service recipients have agreed to pay Apollo Alternative Assets a quarterly management fee and to pay expenses incurred by Apollo that are attributable to the Investment Partnership’s operations and reimbursable under the services agreement, See Note 6, “Relationship with Apollo and Related Party Transactions.”

Taxes—The Investment Partnership is not subject to income taxes in Guernsey and is taxable as a partnership for U.S. federal and state income tax purposes. As a partnership, the Investment Partnership is not a taxable entity and incurs no U.S. federal and state income tax liability. Instead, each partner is required to take into account its allocable share of items of income, gain, loss and deduction of the Investment Partnership in computing its U.S. federal income tax liability. The Investment Partnership has filed U.S. federal and state tax returns for the 2010, 2009 and 2008 tax years. The tax years from 2008 to 2010 are subject to the possibility of an audit until the expiration of the applicable statute of limitations.

The Investment Partnership follows U.S. GAAP when accounting for the uncertainty in income taxes recognized in the financial statements. This guidance prescribes a recognition threshold and measurement attribute for the financial statement recognition and measurement of a tax position taken or expected to be taken in a tax return. This provides guidance on derecognition, classification, interest and penalties, accounting in interim periods, disclosure and transition.

Distribution Policy—From time to time, the Investment Partnership makes distributions to or on behalf of AAA to allow AAA to pay its operating expenses as they become due, to assist AAA in making cash distributions to its unitholders in accordance with AAA’s distribution policy and to assist AAA in funding any other corporate needs, such as unit buyback programs.

Recent Accounting Pronouncements— In April 2011, the FASB amended existing guidance for agreements to transfer financial assets that both entitle and obligate the transferor to repurchase or redeem the financial assets before their maturity. The amendments remove from the assessment of effective control the criterion requiring the transferor to have the ability to repurchase or redeem the financial assets on substantially the agreed terms, even in the event of default by the transferee and the collateral maintenance implementation guidance related to that criterion. The guidance is effective for the first interim or annual period beginning on or after December 15, 2011 and is to be applied prospectively. The adoption of this guidance did not have a material impact on the financial statements of the Investment Partnership.

In May 2011, the FASB issued an update which includes amendments that result in common fair value measurement and disclosure requirements in U.S. GAAP and IFRSs. Consequently, the amendments change the wording used to describe many of the requirements in U.S. GAAP for

Financial Statements of AAA Investments, L.P.

measuring fair value and for disclosing information about fair value measurements. The guidance also requires enhanced disclosures about fair value measurements, including, among other things, (a) for fair value measurements categorized within Level III of the fair value hierarchy, (1) a quantitative disclosure of the unobservable inputs and assumptions used in the measurement, (2) the valuation process used by the reporting entity, and (3) a narrative description of the sensitivity of the fair value measurement to changes in unobservable inputs and the interrelationships between those unobservable inputs, if any, and (b) the categorization by level of the fair value hierarchy for items that are not measured at fair value in the statement of financial position but for which the fair value is required to be disclosed (for example, a financial instrument that is measured at amortized cost in the statement of financial position but for which fair value is disclosed). The guidance also amends disclosure requirements for significant transfers between Level I and Level II and now requires disclosure of all transfers between Levels I and II in the fair value hierarchy. The update is effective for interim and annual periods beginning after December 15, 2011 for public entities with the amendments to be applied prospectively. The impact of the adoption of this guidance is enhanced disclosure contained in Note 3.

In December 2011, the FASB issued amended guidance which will enhance disclosures required by U.S. GAAP by requiring improved information about financial instruments and derivative instruments that are either (1) offset or (2) subject to an enforceable master netting arrangement or similar agreement, irrespective of whether they are offset. This information will enable users of an entity's financial statements to evaluate the effect or potential effect of netting arrangements on an entity's financial position, including the effect or potential effect of rights of setoff associated with certain financial instruments and derivative instruments. An entity is required to apply the amendments for annual reporting periods beginning on or after January 1, 2013, and interim periods within those annual periods. An entity should provide the disclosures required by those amendments retrospectively for all comparative periods presented. The Partnership and Investment Partnership are in the process of evaluating the impact that this guidance will have on its financial statements.

3. INVESTMENTS

Investments are valued as described above in Note 2, "Summary of Significant Accounting Policies – Valuation of Investments."

Fair Value Measurements

In accordance with U.S. GAAP, the Investment Partnership prioritizes and ranks the level of market price observability used in measuring investments at fair value. Market price observability is impacted by a number of factors, including the type of investment and the characteristics specific to the investment. Investments with readily available active quoted prices or for which fair value can be measured from actively quoted prices generally will have a higher degree of market price observability and a lesser degree of judgment used in measuring fair value.

Financial Statements of AAA Investments, L.P.

Investments measured and reported at fair value are classified and disclosed in one of the following categories:

Level I—Quoted prices are available in active markets for identical investments as of the reporting date. The types of investments included in Level I include listed equities, securities and listed derivatives. The Investment Partnership does not adjust the quoted price for these investments, even in situations where Apollo holds a large position and a sale could reasonably impact the quoted price.

Level II—Pricing inputs are other than quoted prices in active markets, which are either directly or indirectly observable as of the reporting date, and fair value is determined through the use of models or other valuation methodologies. Investments which are generally included in this category include corporate bonds and loans, less liquid and restricted equity securities and certain over-the-counter derivatives.

Level III—Pricing inputs are unobservable for the investment and includes situations where there is little, if any, market activity for the investment. The inputs into the determination of fair value require significant management judgment or estimation. Investments that are included in this category generally include general and limited partnership interests in corporate private equity and real estate funds, mezzanine funds, funds of hedge funds, distressed debt and non-investment grade residual interests in securitizations and collateralized debt obligations.

In certain cases, the inputs used to measure fair value may fall into different levels of the fair value hierarchy. In such cases, an investment's level within the fair value hierarchy is based on the lowest level of input that is significant to the fair value measurement. The Investment Partnership's assessment of the significance of a particular input to the fair value measurement in its entirety requires judgment, and considers factors specific to the investment.

Financial Statements of AAA Investments, L.P.

The following table summarizes the valuation of the Investment Partnership's investments in fair value hierarchy levels as of March 31, 2012 and December 31, 2011:

<i>(in thousands)</i>				
As of March 31, 2012	Total	Level I	Level II	Level III
Co-investments in certain portfolio companies and investment in Charter Communications, Inc.	\$ 304,399	\$ 296,974	\$ 7,425	\$ —
Cash and cash equivalents	204,774	204,774	—	—
Equity investments in partnerships and co-investments in certain portfolio companies	1,491,064	—	—	1,491,064
Total	\$ 2,000,237	\$ 501,748	\$ 7,425	\$ 1,491,064
As of December 31, 2011				
Co-investments in certain portfolio companies and investment in Charter Communications, Inc.	\$ 88,211	\$ 80,783	\$ 7,428	\$ —
Cash and cash equivalents	229,892	229,892	—	—
Equity investments in partnerships and co-investments in certain portfolio companies	1,590,318	—	—	1,590,318
Total	\$ 1,908,421	\$ 310,675	\$ 7,428	\$ 1,590,318

The changes in investments measured at fair value for which the Partnership has used Level III inputs to determine fair value are as follows:

<i>(in thousands)</i>	For the Three Months Ended March 31, 2012	For the Year Ended December 31, 2011
Beginning Balance	\$ 1,590,318	\$ 1,747,323
Purchases	1,767	336,450
Sales and return of invested capital	(22,727)	(290,433)
Realized (losses) gains, net	1,742	(33,710)
Transfers into Level III	—	1,945
Transfers out of Level III ⁽¹⁾	(197,300)	(98,421)
Unrealized gains (losses), net ⁽²⁾	117,264	(72,836)
Ending Balance ⁽³⁾	\$ 1,491,064	\$ 1,590,318

- (1) The amounts transferred out of Level III were \$197.3 million for the three months ended March 31, 2012 as a result of the initial public offering of portfolio companies. The amounts transferred out of Level III were \$98.4 million for the year ended December 31, 2011 as a result of a conversion from a debt investment vehicle to a direct holding and changes in liquidity in the market
- (2) Unrealized gains (losses), net, of Level I and II investments were \$21.8 million and \$41.8 million for the three months ended March 31, 2012 and 2011, respectively.
- (3) As of March 31, 2012 and December 31, 2011, the cost basis of the Level III investments was \$1,574.2 million and \$1,808.4 million, respectively.

Financial Statements of AAA Investments, L.P.

The following table provides quantitative measures used to determine the fair values of the Level III investments as of March 31, 2012:

Industry	Level 3 Fair Value	Valuation Technique(s)	Unobservable Input	Range	Weighted Average
<i>(in thousands)</i>					
Services <i>Financial and Business Services, Distribution and transportation</i>	\$ 517,004	Discounted Cash Flow	Weighted Average Cost of Capital	10.3%–15.0%	14.9%
		Market Multiples	Comparable Multiple	4.0x–10.2x	10.1x
Manufacturing and Industrial <i>Chemicals, Packaging & Materials, Manufacturing & Industrial</i>	131,510	Market Multiples	Comparable Multiple	7.2x–8.0x	7.7x
Entertainment and Retail <i>Media, Cable & Leisure, Consumer & Retail</i>	294,900	Discounted Cash Flow	Weighted Average Cost of Capital	12.0%	12.0%
		Market Multiples	Comparable Multiple	6.5x–10.0x	8.8x
Other	208,756	Net Asset Value			
Affiliated Fund	338,894	Net Asset Value			
Total	<u>\$ 1,491,064</u>				

The significant unobservable inputs used in the fair value measurement of the Investment Partnership's Level 3 investments are the comparable multiples and weighed average cost of capital rates applied in the valuation models for each investment. These inputs in isolation can cause significant increases or decreases in fair value. Specifically, the comparable multiples are generally multiplied by the underlying companies EBITDA to establish the Total Enterprise Value of our portfolio company investments. The comparable multiple is determined based on the implied trading multiple of public industry peers. Similarly, when a discounted cash flow model is used to determine fair value, the significant input used in the valuation model is the discount rate applied to present value the projected cash flows. An increase in the discount rate can significantly lower the fair value of an investment; conversely a decrease in the discount rate can significantly increase the fair value of an investment. The discount rate is determined based on the weighted average cost of capital calculation that weights the cost of equity and the cost of debt based on comparable debt to equity ratios.

Information Regarding Certain Investments held by the Investment Partnership

Apollo Strategic Value Fund primarily invests in the securities of leveraged companies in North America and Europe through three core strategies: distressed investments, value-driven investments and special opportunities. In connection with the redemptions requested by the Investment Partnership of its investment in Apollo Strategic Value Fund, the Investment Partnership's investment in the Apollo Strategic Value Fund was converted into liquidating shares issued by the Apollo Strategic Value Fund. The liquidating shares were initially allocated a pro rata portion of each of the Apollo Strategic Value Fund's existing investments and

Financial Statements of AAA Investments, L.P.

liabilities, and as those investments are sold, the Investment Partnership is allocated the proceeds from such disposition less its proportionate share of any current expenses incurred by the Apollo Strategic Value Fund. During the three months ended March 31, 2012 and 2011, the Investment Partnership received no proceeds from redemptions of the Apollo Strategic Value Fund.

Apollo Asia Opportunity Fund invests primarily in the securities of public and private companies in Asia, excluding Japan, in need of capital for special situations such as acquisitions, refinancing, monetization of assets and distressed financings. In January 2012, the General Partner of Apollo Asia Opportunity Fund made the determination that it was in the best interest of the limited partners of Apollo Asia Opportunity Fund to wind down the fund and begin making distributions shortly after the end of the first quarter 2012. It is expected that a substantial amount of the capital in Apollo Asia Opportunity Fund will be returned to investors shortly after March 31, 2012. The remainder is currently expected to be distributed as the less liquid investments are realized with the final liquidation expected to occur in 2013. In connection with previous redemption requests by the Investment Partnership for its investment in Apollo Asia Opportunity Fund, a portion of the Investment Partnership's investment was converted into liquidating shares issued by the Apollo Asia Opportunity Fund. The liquidating shares are expected to be realized alongside the remaining shares of the Apollo Asia Opportunity fund. During the three months ended March 31, 2012 and 2011, the Investment Partnership received proceeds from redemptions of \$3.8 million and \$5.0 million, respectively, from the liquidating shares of Apollo Asia Opportunity Fund and realized gains of \$0.4 million and \$0.7 million, respectively, on these redemptions.

Other Apollo Capital Markets Funds is comprised of Apollo Investment Europe and Apollo European Principal Finance Fund. Apollo Investment Europe invests in mezzanine, debt and equity investments of both public and private companies primarily located in Europe. Apollo Investment Europe operates under a shareholder-approved monetization plan, the primary objective of which is to maximize shareholder recovery value by (i) opportunistically selling Apollo Investment Europe's assets over a three-year period ending July 2012 (subject to a one-year extension with the consent of a majority of Apollo Investment Europe's shareholders) and (ii) reducing the overall costs of the fund. Subject to compliance with the applicable law and maintaining adequate liquidity, available cash received from the sale of assets is returned to shareholders on a quarterly basis. The manager of Apollo Investment Europe currently intends to proceed with the plan for the orderly wind down of Apollo Investment Europe as approved by the shareholders. However, these plans are subject to revision in the event future facts and circumstances present a more favorable solution for Apollo Investment Europe and its shareholders, as determined in good faith by the manager of Apollo Investment Europe. Apollo European Principal Finance Fund invests primarily in European non-performing loans, or NPLs. Apollo European Principal Finance Fund seeks to capitalize on the inefficiencies of financial institutions in managing and restructuring their non-performing loans. The investment in the Apollo European Principal Finance Fund has a life of five years plus two one-year extensions from December 22, 2009, the final closing of the fund. Distributed capital can be recalled for an 18-month recycle period.

Financial Statements of AAA Investments, L.P.

Investments made pursuant to the Investment Partnership's co-investment arrangement with certain Apollo funds are not redeemable. When the Apollo funds, with which the Investment Partnership co-invested, determine to sell or otherwise dispose of the investment, the Investment Partnership must sell or otherwise dispose of its investment, concurrently with, and on substantially equivalent economic terms as those applicable to such funds.

At March 31, 2012 and December 31, 2011, included in the Investment Partnership's co-investments in portfolio companies are investments in certain debt investment vehicles and direct investments in the debt and equity converted from debt of certain private equity co-investment portfolio companies. These vehicles were formed by affiliates of Apollo to invest, either directly or indirectly, in the debt securities of a number of companies, including the debt securities of certain of Apollo's portfolio companies, to capitalize on the volatility in the credit markets. These vehicles' portfolios of debt and equity securities include exposure to the debt of a number of Apollo Investment Fund VI portfolio companies, including, but not limited to, CEVA Logistics, Claire's Stores Inc., Caesars Entertainment Corporation, Realogy Corp. and Momentive Performance Materials.

In January 2011, the Investment Partnership provided a short-term collateralized financing of \$100.0 million to Athene Life Insurance Company bearing interest at a rate of LIBOR plus 0.75%. The financing was repaid in full in January 2011 by Athene Life Insurance Company inclusive of interest.

4. CAPITAL TRANSACTIONS

At March 31, 2012 and December 31, 2011, the General Partner's interest in the Investment Partnership was 0.942% and 1.527%, respectively, and the limited partner's interest in the Investment Partnership was 99.058% and 98.473%, respectively. The change in the partners' respective interests from December 31, 2011 to March 31, 2012 is primarily due to the payment of \$8.0 million of carried interest to the General Partner for realized carried interest on co-investments made alongside Apollo Investment Fund VII. The carried interest entitles the General Partner to receive a portion of the profits generated by the investments.

For the three months ended March 31, 2012, the Investment Partnership made total partners' capital distributions of \$60.1 million. The distributions to the General Partner totaled \$8.0 million primarily related to carried interest and partners' capital distributions made to or on behalf of AAA were \$52.1 million, primarily related to the February Tender Offer and for tax withholdings on dividends received.

For the year ended December 31, 2011, the Investment Partnership made partners' capital distributions of \$33.4 million to or on behalf of AAA, primarily related to AAA's cash distributions to unitholders, tax withholdings on dividends received and payment of operating expenses. On June 22, 2011, AAA paid a distribution of \$0.31 per unit, or \$28.0 million in aggregate, to unitholders of record immediately after the close of business of June 10, 2011.

Financial Statements of AAA Investments, L.P.

5. CREDIT FACILITY

In 2007, the Investment Partnership obtained a \$900 million senior secured revolving credit facility from certain U.S. financial institutions with the objective of funding the liquidity needs, increasing the amount of cash that is available for working capital and for making additional investments or temporary investments. As a result of debt repurchases and pay downs, the revolving credit facility was permanently reduced to \$537.5 million. On December 2, 2011, the Investment Partnership amended its senior secured revolving credit facility with \$537.5 million of loan commitments and converted it to a \$402.5 million senior secured term loan facility that matures on June 30, 2015.

The financial institutions have a security interest in the equity interests directly owned by the Investment Partnership in each AAA Guarantor. Amounts outstanding under the senior secured term loan facility bear interest at (a) for any Eurocurrency loan, the adjusted LIBOR plus 3.75% and (b) for any ABR loan, the Alternate Base Rate plus 2.75%. Under the senior secured term loan facility, the Investment Partnership is required to make scheduled amortization payments of 20% of the outstanding principal amount of term loans per quarter beginning in December 2014. It is also required to make mandatory prepayments for certain investment realizations, asset sales, debt incurrence and equity issuances. The prepayment amount will range from 50% to 100% of net proceeds, as defined, depending on the applicable asset to debt ratio level and whether an event of default is continuing. The amount outstanding under the senior secured term loan facility cannot exceed the borrowing base. The borrowing base is based on the value of the investments held by the Investment Partnership, including temporary investments, multiplied, in each case, by a specified advance rate (which depends on the type of investment generally ranging from 100% for cash and cash equivalents to 0% for certain equity investments). The Investment Partnership is also required to maintain total assets to total net debt in excess of 3.0 to 1.0 from December 2, 2011 through December 31, 2012, 3.5 to 1.0 from January 1, 2013 through December 31, 2013 and 4.0 to 1.0 thereafter. The Investment Partnership is also required to maintain cash and liquid investments in excess of 125% of the debt and interest due in the next three months plus unfunded capital commitments. A restricted payment basket is available under the senior secured term loan facility if the applicable restricted payment asset to debt test (3.5 to 1.0 from December 2, 2011 through December 31, 2012, 4.0 to 1.0 from January 1, 2013 through December 31, 2013 and 4.5 to 1.0 thereafter) is met, and tax distributions are generally permitted.

As of March 31, 2012, the Investment Partnership was not aware of any instances of non-compliance with its loan covenants and borrowing base requirements. The Managing Investment Partner continues to monitor and stress test the borrowing base. The Managing Investment Partner recognizes that declines in the value of the investments held by the Investment Partnership could result in a borrowing base deficiency or noncompliance with the financial maintenance covenants. In the event of a deficiency in the borrowing base or noncompliance with the financial maintenance covenants, the Investment Partnership can cure the deficiency or noncompliance within 60 days or deliver a good faith plan within 15 days to cure such borrowing base deficiency or noncompliance within 90 days from the reporting date of such borrowing base

Financial Statements of AAA Investments, L.P.

deficiency or the date on which the compliance certificate is required to be delivered, as applicable.

At March 31, 2012 and December 31, 2011, borrowings outstanding under the loan facility amounted to \$402.5 million and \$402.5 million, respectively, bearing interest at an average rate of 4.29% and 4.26%, respectively. At March 31, 2012, the estimated fair value of the Investment Partnership's debt obligation is believed to be approximately \$402.5 million based upon the implied yields of comparable publicly traded debt. The measurement of estimated fair value uses Level III inputs as described in Note 3 "Investment". At March 31, 2012, the carrying value of \$402.5 million that is recorded on the Investment Partnership's Statement of Assets and Liabilities is the amount for which it currently expects to settle the debt obligation by June 30, 2015. Included in Other Assets at March 31, 2012 and December 31, 2011, is \$1.9 million and \$2.0 million, respectively, of debt financing costs related to the credit facility. The debt financing costs are amortized over the remaining life of the credit facility. Included in general and administrative expense for the three months ended March 31, 2012 and 2011 is \$4.4 million and \$2.1 million, respectively, related to interest expense on the credit facility.

6. RELATIONSHIP WITH APOLLO AND RELATED PARTY TRANSACTIONS

Subject to the supervision of the board of directors of the Managing Investment Partner and the board of directors of the Managing General Partner, Apollo, through the services agreement with Apollo Alternative Assets, is responsible for selecting, evaluating, structuring, performing due diligence, negotiating, executing, monitoring and exiting the investments and for managing the uninvested cash of the Investment Partnership. These investment activities are carried out by Apollo's investment professionals and Apollo's investment committee pursuant to the services agreement or under the investment management agreements between Apollo and its private equity funds. As the service provider, Apollo Alternative Assets' involvement in the investments of the Investment Partnership relates primarily to investments in Apollo-sponsored private equity funds and capital markets funds, direct co-investments in portfolio companies of Apollo-sponsored private equity funds, other investments including an opportunistic investment in an entity formed by Apollo, and cash management activities. Apollo, and/or its affiliates, also receives directly from portfolio companies in which the Investment Partnership has direct or indirect investments, transaction, management and other fees related to services provided in connection with acquisitions of such portfolio companies and ongoing management services rendered to such portfolio companies.

Commitment—The Investment Partnership has entered into co-investment agreements which allow it to co-invest alongside Apollo Investment Fund VI and Apollo Investment Fund VII.

Under the co-investment agreement with Apollo Investment Fund VI, the Investment Partnership initially agreed to co-invest with the fund in each of its investments in an amount equal to 12.5% of the total amount invested by Apollo Investment Fund VI, subject to certain exceptions pursuant to which the Investment Partnership may be excluded from, or may opt out of, an investment. During a portion of 2008 and 2009, as a result of the unprecedented market

Financial Statements of AAA Investments, L.P.

volatility and tightening of the credit markets, the Investment Partnership exercised the right to opt out of new co-investments alongside Apollo Investment Fund VI. On December 16, 2009, the co-investment agreement with Apollo Investment Fund VI was amended to provide that no new investments will be made by the Investment Partnership. In addition, the only follow-on investments that will be made are those which are expected to protect the Investment Partnership's interest in its existing portfolio companies, subject to certain exceptions pursuant to which the Investment Partnership may be excluded from, or may opt out of, an investment. Such investments will be made by the Investment Partnership and Apollo Investment Fund VI in the same proportions as the relevant portfolio company is owned by each of them at that time. These proportions reflect the fact that the Investment Partnership's original percentage holding may have been diluted due to its prior exercise of opt-out rights.

Under the co-investment agreement with Apollo Investment Fund VII, the Investment Partnership has a variable co-investment commitment ranging from 0% to 12.5% of investments committed to by Apollo Investment Fund VII during each calendar year, subject to certain exceptions pursuant to which the Investment Partnership may be excluded from, or may opt out of, an investment. The co-investment percentage is set at the beginning of each calendar year by the Board of Directors of the Managing General Partner. During a portion of 2008 and 2009, as a result of the unprecedented market volatility and tightening of the credit markets, the Investment Partnership exercised the right to opt out of new co-investments alongside Apollo Investment Fund VII. On December 16, 2009, the co-investment agreement with Apollo Investment Fund VII was amended to provide that any follow-on investments which are expected to protect the Investment Partnership's interest in an existing portfolio company are made by the Investment Partnership and Apollo Investment Fund VII in the same proportions as the relevant portfolio company is owned by each of them at that time. These proportions reflect the fact that the Investment Partnership's original percentage holding may have been diluted due to its prior exercise of opt-out rights and the annual variation in co-investment percentage. Where a follow-on investment is made with Apollo Investment Fund VII for reasons other than to protect the Investment Partnership's interest in an existing portfolio company, it will be made at the co-investment percentage that has been set by the Board of Directors of the Managing General Partner for the relevant year (or, if lower, at the percentage necessary to ensure the Investment Partnership and Apollo Investment Fund VII continue to hold the relevant portfolio company in the same proportions as it is owned by each of them at that time). Under the agreement, the Investment Partnership committed to co-invest an amount equal to 5% in 2008 and 0% for all subsequent years, including 2012.

The co-investment agreements are subject to certain exceptions pursuant to which the Investment Partnership may be excluded from, or may opt out of, an investment where, despite having used reasonable best efforts to ensure that it has sufficient cash at hand, the Investment Partnership does not have sufficient cash, or where there is a reasonable likelihood that its participation in the relevant investment would result in a violation of the provisions of any applicable statute, rule, regulation, order or policy or (in the case of the co-investment agreement with Apollo Investment Fund VII) when disclosure of the Investment Partnership's participation in a particular investment would be required and when that disclosure would (as reasonably determined by the

Financial Statements of AAA Investments, L.P.

general partner of Apollo Investment Fund VII) prejudice Apollo Investment Fund VII's ability to implement the investment plan for the relevant investment.

Services Agreement and Management Fee—The Investment Partnership, the General Partner, the Managing Investment Partner, AAA and the Managing General Partner have entered into a services agreement with Apollo Alternative Assets pursuant to which Apollo Alternative Assets has agreed to provide certain investment, financial advisory, operational and other services to them. Under the services agreement, Apollo Alternative Assets is responsible for the day-to-day operations of the services recipients and is subject at all times to the supervision of their respective governing bodies, including the board of directors of the Managing Investment Partner and the board of directors of the Managing General Partner.

Under the services agreement, the Investment Partnership and the other service recipients have jointly and severally agreed to pay Apollo Alternative Assets a management fee, quarterly in arrears, in an aggregate amount equal to one-fourth of the sum of (i) AAA's adjusted assets up to and including \$3 billion multiplied by 1.25% plus (ii) AAA's adjusted assets in excess of \$3 billion multiplied by 1%. For the purposes of the agreement, "adjusted assets" is primarily defined for any quarterly period as the sum of (A)(i) the cumulative net proceeds in cash or otherwise of the issuance of limited partner interests in AAA, after deducting any underwriting costs or commissions and other expenses and costs related to the issuance, for such period and any prior period (ii) the proceeds of any borrowings by AAA or the Investment Partnership outstanding at the end of such period, and (iii) the cumulative distributable earnings of AAA for such period and any prior period (taking into account actual distributions but without taking into account the management fee payable for such period or any non-cash equity compensation expenses incurred in such period or any prior periods) less (B) the sum of (without duplication) (x) any amount paid by AAA for the repurchase of limited partner interests in AAA during such period, (y) an amount equal to the capital invested in Apollo-sponsored funds, and (z) the average of the daily values of the temporary investments held during such three month period, plus any of the cumulative distributable earnings for such three month period as are attributable to such temporary investments, and further adjusted to exclude (i) one-time events pursuant to changes in U.S. GAAP and (ii) any non cash items jointly agreed to by AAA's Managing General Partner (with the approval of a majority of its Independent Directors), on behalf of itself and the other Service Recipients, and the Service Provider. Generally, it is anticipated that adjusted assets for the purpose of the management fee will be approximately equal to the asset value, which includes the value of assets acquired with the proceeds of borrowings incurred by us, if any, less (i) the value of the capital investments in the Apollo-sponsored funds and (ii) the value of the temporary investments. The management fee under the services agreement therefore reflects the value of unrealized investments, other than in respect of capital invested in Apollo-sponsored funds. In respect of capital invested in Apollo-sponsored funds, Apollo will receive management fees directly from the relevant funds.

Prior to the second quarter of 2007, the period that the profits on the investments of the Investment Partnership that were subject to a carried interest equaled the managers' commissions and placement fees and the other fees and expenses that AAA incurred in connection with AAA's

Financial Statements of AAA Investments, L.P.

initial offering and related transactions, the management fee that was payable under the services agreement in respect of the quarterly period was subject to reduction by the lower of (i) the aggregate amount of “allocable fund distributions” to Apollo and its affiliates during such period and (ii) (x) 5% of the gross income (other than income that qualifies as capital gain) earned by or allocated to AAA for U.S. federal income tax purposes during such period minus (y) any gross income earned by or allocated to the partnership for U.S. federal income tax purposes during such period that is not “qualifying income” as defined in Section 7704(d) of the U.S. Internal Revenue Code. To the extent that the amount of reductions to the management fee in a particular quarterly period exceeded the amount of the management fee payable in respect of that period, Apollo Alternative Assets was required to credit the difference against any future management fees that became payable under the services agreement. For the three months ended March 31, 2012 and 2011, the Investment Partnership’s management fees were \$4.5 million and \$4.7 million, respectively. Management fees payable of \$4.5 million and \$4.3 million are included in Due to Affiliates in the Investment Partnership’s Statement of Assets and Liabilities at March 31, 2012 and December 31, 2011, respectively.

The services agreement contains certain provisions requiring the Investment Partnership to indemnify Apollo and its affiliates with respect to all claims, liabilities, losses, costs, expenses or damages arising from the services agreement or the services provided by Apollo Alternative Assets, except to the extent that such claims, liabilities, losses, costs, expenses or damages are finally determined by a court of competent jurisdiction to have resulted from the indemnified person’s willful misconduct or gross negligence. The Investment Partnership has historically not incurred any liabilities as a result of these guarantees and does not expect to in the future. Accordingly, no liability has been recorded in the accompanying financial statements.

Carried Interests and Investments—Each investment that is made by the Investment Partnership is subject to one carried interest, which will generally entitle an affiliate of Apollo to receive a portion of the profits generated by the investment. In particular:

- ***Co-Investment Facilities***—The General Partner is generally entitled to a carried interest that will allocate to it 20% of the realized gains (net of related expenses, including any allocable borrowing costs) on each co-investment made pursuant to a co-investment facility (such as the agreement with Apollo Investment Fund VI) after capital contributions in respect of realized investments made pursuant to that co-investment facility have been recovered. The General Partner’s carried interest in respect of each investment made pursuant to the co-investment agreement with Apollo Investment Fund VI is subject to the Investment Partnership first achieving a preferred return of 8% per annum on the capital invested pursuant to the agreement. There is no preferred return requirement in determining carried interest relating to co-investments alongside Fund VII. Once such preferred return has been achieved, the General Partner will be entitled to the next 2% (25% of 8%) of net realized gains and, thereafter, such gains will be allocated as 80% to the Investment Partnership and as 20% to the General Partner. Realized gains and losses on investments made pursuant to one co-investment facility will not be netted against other co-investment facilities in future Apollo private equity funds.

Financial Statements of AAA Investments, L.P.

- ***Apollo Strategic Value Fund***—An affiliate of Apollo will be entitled to a carried interest for each year amounting to 20% of any appreciation in net asset value, subject to first making up any losses carried forward from prior years other than losses attributable to capital that the Investment Partnership withdraws from Apollo Strategic Value Fund after losses were incurred.
- ***Apollo Asia Opportunity Fund***—In connection with the wind down of the Apollo Asia Opportunity Fund, an affiliate of Apollo will only be entitled to a carried interest on the liquidating shares at an annual rate of 20%. The carried interest will be determined based on any appreciation in net asset value of the liquidating shares, subject to first making up any losses carried forward from prior years other than losses attributable to capital that the Investment Partnership withdraw from Apollo Asia Opportunity Fund after losses were incurred. Effective May 1, 2012, the management fees for the Investment Partnership's investment in Apollo Asia Opportunity Fund are reduced to 0.75% annually. For the period prior to April 30, 2012, the management fees charged ranged from 1.0% or 1.5% on existing capital to 2% on capital that was previously converted into liquidating shares.
- ***Other Apollo Capital Markets Funds***—As part of the monetization plan for Apollo Investment Europe effective July 10, 2009, there are no future incentive fees in respect of Apollo Investment Europe, and the management fee was reduced to 1.5% of net assets. For the Apollo European Principal Finance Fund, an affiliate of Apollo is entitled to a carried interest that will allocate to it 20% of the realized returns generated by the fund after capital contributions in respect of realized investments and expenses have been returned to the limited partners, and subject to achieving an 8% preferred return (with a full catch-up) on such capital contributions.
- ***Opportunistic Investments***—The General Partner is generally entitled to a carried interest that will allocate to it 20% of the realized returns (net of related expenses, including any allocable borrowing costs) of each of the opportunistic investments made by the Investment Partnership. Realized gains and losses on one opportunistic investment will not be netted against any other opportunistic investments. Opportunistic investments include investments in Apollo Life Re Ltd. and GA Data Holdings Ltd.
- ***Temporary Investments***—The General Partner is not entitled to a carried interest with respect to temporary investments.

For the three months ended March 31, 2012 and 2011, the General Partner was allocated \$0.0 million and \$2.6 million, respectively, related to changes in carried interest on private equity co-investments. For the three months ended March 31, 2012 and 2011, \$0.0 million and \$0.4 million, respectively, was allocated to the General Partner by the Investment Partnership for carried interest on opportunistic investments. For the three months ended March 31, 2012 and 2011, affiliates of Apollo received \$0.0 million and \$2.2 million, respectively, related to carried interest for appreciation in net asset values in certain capital markets funds.

Financial Statements of AAA Investments, L.P.

Apollo enters into transaction and monitoring agreements with the portfolio companies of its private equity funds as well as opportunistic investments in which it receives periodic fees for assisting the portfolio companies and opportunistic investments on an ongoing basis with respect to management, operational and other matters. Apollo may also receive transaction and closing fees in connection with portfolio company investments, which may be capitalized as cost of investments by AAA. In the case of unconsummated investments Apollo may recognize potential break-up fees. For the three months ended March 31, 2012 and 2011, Apollo received monitoring, transaction, capital call closing and break-up fees of \$5.6 million and \$4.1 million, respectively, related to the Investment Partnership's portion of direct investments in private equity co-investments and opportunistic investments.

From time to time, the Investment Partnership may participate in transactions with affiliates of its general partner including with, but not limited to, other funds managed by affiliates of its general partner, portfolio companies of the Investment Partnership, and other affiliates of the General Partner. These transactions (which include, but are not limited to, the sale of portfolio assets among Apollo-sponsored funds or entities) are generally executed at fair value as determined by the investment manager.

Asset Management—During 2009, Apollo formed Athene Asset Management LLC (“Athene Asset Management”), an investment manager that provides asset management services to Athene Life Re Ltd. and its affiliates (“Athene Life Re”), and other third parties. In addition, certain Apollo affiliates manage assets for Athene Asset Management and earn sub-advisory fees for these services. For the three months ended March 31, 2012 and 2011, Athene Asset Management and other Apollo Affiliates earned asset allocation fees, transaction fees, service fees, incentive fees and subadvisory fees, net of subadvisory fees paid to parties not affiliated with Apollo, of \$13.1 million and \$2.9 million, respectively, from Athene Life Re based upon the assets under management.

Due From Affiliates—Included in due from affiliates at March 31, 2012 is \$0.9 million receivable from AAA for expense reimbursements and \$2.8 million for the remaining proceeds from the redemption of the Apollo Credit Senior Loan Fund. Included in due from affiliates at December 31, 2011 is \$0.2 million receivable from AAA for expense reimbursements and \$2.8 million for the remaining proceeds from the redemption of the Apollo Credit Senior Loan Fund.

Due to Affiliates—Included in due to affiliates at March 31, 2012 and December 31, 2011 is \$4.7 million and \$6.1 million, respectively, payable to Apollo Alternative Assets or affiliates for management fees, broken deal expenses, investment-related expenses and other general and administrative expenses payable. Also included in due to affiliates is \$0.3 million and \$0.8 million payable at March 31, 2012 and December 31, 2011 respectively, to Apollo Alternative Assets or affiliates for services rendered by an employee of Apollo for assistance with the strategic positioning of AAA.

Personal Interests of Directors—Certain directors of the Managing General Partner, the Managing Investment Partner and Apollo Alternative Assets GP Limited, the general partner of

Financial Statements of AAA Investments, L.P.

Apollo Alternative Assets, L.P., the manager of the Investment Partnership, participate in certain of the investments in which the Investment Partnership invests. The following is a summary of the personal interests of the directors in such investments at fair value:

<i>(in thousands)</i>	As of March 31, 2012	As of December 31, 2011
Apollo Strategic Value Fund	\$ 341	\$ 327
Apollo Investment Europe	1,733	1,624
Apollo Asia Opportunity Fund	5,306	5,146
Apollo European Principal Finance Fund	4,033	4,074
Apollo Investment Fund VI	85,212	73,778
Apollo Investment Fund VII	68,246	58,704

In addition, certain directors of the Managing General Partner, the Managing Investment Partner and Apollo Alternative Assets GP Limited are AAA unitholders. At March 31, 2012 and December 31, 2011, the directors owned 2,274,297 units and 2,255,984 units of AAA, respectively. This excludes 2.0 million and 2.2 million units owned by an affiliate of Apollo, which certain directors are deemed to beneficially own at March 31, 2012 and December 31, 2011, respectively.

7. FINANCIAL HIGHLIGHTS

Financial highlights for the Investment Partnership were as follows:

	For the Three Months Ended March 31, 2012	For the Three Months Ended March 31, 2011
Total return*	41.75%	34.70%
Ratios to average net assets*:		
Expenses	2.53%	1.90%
Investment income (loss)	0.08%	(0.78)%

*These financial highlights have been calculated using a methodology in accordance with U.S. GAAP. The total return and ratios to average net assets have been presented on an annualized basis and were calculated on a weighted average basis.

The Investment Partnership's turnover ratios were (1)% and 16% for the three months ended March 31, 2012 and 2011, respectively.

8. COMMITMENTS AND CONTINGENCIES

The Investment Partnership may, from time to time, be party to various legal actions arising in the ordinary course of business including claims and litigations, reviews, investigations or proceedings by governmental and self regulatory agencies regarding their respective businesses. It is the opinion of the Managing General Partner and Managing Investment Partner, after

Financial Statements of AAA Investments, L.P.

consultation with counsel, that there are presently no existing matters that would result in a material adverse effect on the financial condition of the Partnership.

During the normal course of business, through its co-investments in portfolio companies of Apollo Investment Fund VI, Apollo Investment Fund VII, investments in Apollo-sponsored funds and investments in Apollo-sponsored opportunistic investments, the Investment Partnership makes commitments to fund such investments in the future.

As of March 31, 2012, the Investment Partnership had the following outstanding commitments for future funding:

<i>(in thousands)</i>	Outstanding Capital Commitments
Apollo Life Re Ltd.	\$ 42,857
Apollo European Principal Finance Fund	31,760
	<u>\$ 74,617</u>

The commitment to the Apollo European Principal Finance Fund has a life of five years plus two one-year extensions from December 22, 2009, the final closing of the fund. Distributed capital can be recalled for an 18-month recycle period.

Whether these commitments will be consummated depends on the satisfaction of a number of conditions, some or all of which may not be controllable. No assurances can be made as to whether or when these commitments will be consummated, if at all.

The Investment Partnership may follow an over-commitment approach when making investments in order to maximize the amount of its capital that is invested at any given time. When an over-commitment approach is followed, the aggregate amount of capital committed by the Investment Partnership to, or to co-investment programs with, private equity funds and capital markets funds at a given time may exceed the aggregate amount of cash and available credit lines that the Investment Partnership has available for immediate investment, subject to certain mandatory cash and liquid asset tests under the credit agreement. The general partners of Apollo-sponsored private equity funds and capital markets funds are permitted to make calls for capital contributions and therefore the Investment Partnership may be obliged to make payments on completion of co-investments following the expiration of a relatively short notice. As the service provider under the services agreement, Apollo is responsible for carrying out these activities for the Investment Partnership.

Apollo takes into account estimated cash flows to and from investments when planning investment and cash management activities with the objective of seeking to ensure that the

Financial Statements of AAA Investments, L.P.

Investment Partnership is able to honor the Investment Partnership's commitments as and when they become due.

In connection with the Investment Partnership's commitment to co-invest alongside Apollo Investment Fund VI and Apollo Investment Fund VII, the Investment Partnership has the right to opt-out of future investments if the Investment Partnership does not have sufficient cash on hand to fund the investments. The Investment Partnership's opt-out decisions are each made on a case-by-case basis taking into consideration reserves and liquidity at the time of the potential co-investment transaction. See Note 6, "Relationship with Apollo and Related Party Transactions", for a discussion of the co-investment agreements.

In the normal course of business, the Investment Partnership may be required to make representations about the business and financial affairs of a portfolio company or other investment, generally in connection with the sale of assets. The Investment Partnership may be required to indemnify the purchasers of such investment to the extent that any such representations are inaccurate. The Investment Partnership does not believe such indemnities have a material impact on the financial statements.

9. SUBSEQUENT EVENTS

On April 20, 2012, AAA announced a tender offer (the "April Tender Offer") to purchase a portion of its outstanding units for a maximum aggregate payment of up to \$50.0 million of cash. The Investment Partnership expects to make distributions to AAA for the amount of the April Tender Offer and to cover any related expenses.

Subsequent to March 31, 2012, the Investment Partnership committed to invest \$50.0 million in the Apollo Asia Private Credit Fund, L.P. ("Apollo Asia Private Credit Fund"). Apollo Asia Private Credit Fund will invest principally in private mezzanine and subordinated debt instruments, convertible debt and convertible preferred securities, and private equity and related instruments primarily in high-growth, middle market companies located in the Asia Pacific region.

In April 2012, the Investment Partnership received distributions of \$45.5 million from the Apollo Asia Opportunity Fund in connection with the wind down of the fund.

The Investment Partnership is required, under the terms of the senior secured term loan agreement, to make mandatory prepayments of principal as certain investment realizations and asset sales are made. The prepayment amount ranges from 50% to 100% of net proceeds, as defined, depending on the applicable to asset to debt ratio level and whether an event of default is continuing. Subsequent to March 31, 2012, the Investment Partnership prepaid \$35.6 million of the senior secured term loan as a result of certain asset sales and investment realizations.